

Professional Education Data System

Institution: **Columbus State University**

AACTE ID: 773

[Reports](#)



Print Center



FAQ



Help



Logout

Institutional Data

[▲ Institutional Data](#)

A-1 Institutional Information

This information will be used in all official references to your institution.

Institution Name: Columbus State University

Address 1: 4225 University Avenue

Address 2:

City: Columbus

State: Georgia

Zip: 31907

Country: USA

Institution Phone: (706) 568-2001

A-2 Chief Executive Officer of Institution

Include complete address and phone number.

CEO of Institution: Timothy S. Mescon

Title: President

Address 1: 4225 University Avenue

Address 2:

City: Columbus

State: Georgia

Zip: 31907

Country: USA

Phone: (706) 568-2211

Fax: (706) 568-2123

A-3 Name of Professional Education Unit:

Complete all that apply

PE Unit Name: College of Education

PE Unit Name 2:

PE Unit Name 3:

A-4 Designated Head of Professional Education Unit:

Include complete address and phone number.

PE Designated Head Name: David Rock

Title: Dean

Address 1: 4225 University Avenue
Address 2:
City: Columbus
State: Georgia
Zip: 31907
Country: USA
Phone: (706) 568-2212
Fax: (706) 568-5015
Email: rock_david@colstate.edu

A-5 Professional Education Unit Term

If the head of the Professional Education Unit differs from the person on the last PEDS report, when did his or her term begin?

Term Began Month:

Term Began Year:

A-6 Programs/Degrees Offered

Programs/degrees offered by the institution/consortium that prepare educational personnel (P-12):(check beside all degrees and recognized programs offered)

Programs/Degrees:

- Bachelor's, initial teacher preparation
- Post-Bachelor's or Master's, Initial Teacher Preparation
- Post-Bachelor's or Master's, Advanced Teacher Preparation
- CAS or Specialist
- Doctoral

Other (please describe)

A-7 Total Student Licenses Headcount (degrees/program completers)

Indicate the total headcount of students who received licenses, endorsements or degrees (education only) from your institution between July 1, 2006 and June 30, 2007 (Note: Do not double count).

Totals: 345

Calculated: 348 (based on the current data: B-3's and B-4's totals)

A-8 Control

Control:(check only one)

Public

Private or Independent

A-9 Institution Type

Type of Institution: (check only one)

A single-campus institution

A branch campus of a parent institution (please give name of parent institution)

A main campus (parent institution with one or more branch campuses and/or other campuses)

An administratively equal campus of an institutional system (please give the name of the system)

A consortium

A-10 Units

Unit of credit awarded for completion of coursework: (check only one)

Semester Hour

Quarter Hour

Other (please describe)

A-11 Accreditation/Affiliation

Institutional Accreditation and Affiliations (Please check one)

AABC-American Association of Bible Colleges

MIDDLE STATES Association of Colleges and Schools

NEW ENGLAND Association of Schools and Colleges

NORTH CENTRAL Association of Colleges and Schools

NORTHWEST Association of Schools and Colleges

SOUTHERN Association of Colleges and Schools

WESTERN Association of Schools and Colleges

A-12 Organizations

If the institution is a member of any of the following organizations, check the appropriate blank(s):

- CADREI: Council of Academic Deans from Research Education Institutions
- AILACTE: Association of Independent Liberal Arts Colleges for Teacher Education
- NAFEO: National Association for Equal Opportunity in Higher Education
- NCATE: National Council for Accreditation of Teacher Education
- TECSCU: Teacher Education Council of State Colleges and Universities
- Holmes Partnership
- HACU: Hispanic Association of Colleges and Universities
- TEAC: Teacher Education Council of State Colleges and Universities

A-13 Calendar System

What is the predominant calendar system at this institution? (Check only one.)

- Semester
- Quarter
- Trimester
- Four-one-four (4-1-4)
- Continuous
- Other

A-14 Contact Person

Contact person for the Professional Education Data System (i.e., the individual with responsibility for preparing this report)

Name: Sallie Averitt Miller
Title: Assistant Dean and Professor
Institution: Columbus State University
Address 1: 4225 University Avenue
Address 2:
City: Columbus
State: Georgia
Zip: 31907
Country: USA
Phone: (706)565-4071
Fax: (706)568-5015
Email: miller_sallie@colstate.edu

[Return to the main screen](#)



Professional Education Data System

Institution: Columbus State University

AACTE ID: 773

[Reports](#)



Print Center



FAQ



Help



Logout

Institutional Undergraduate Enrollment

B-1A Institutional total undergraduate enrollment (CIP 99.0000) by gender and race/ethnicity categories as of the institution's official fall reporting date or as of October 15, 2007.

| Columbus State University | Undergraduate Students | | | |
|---------------------------------------------------|------------------------|-------------|------------------|------------|
| | <u>Full-Time</u> | | <u>Part-Time</u> | |
| | Current year | Prior year | Current year | Prior year |
| Men | | | | |
| Nonresident alien (international) | 34 | 35 | 3 | 5 |
| Black, non-Hispanic | 426 | 432 | 218 | 210 |
| American Indian or Alaskan Native | 5 | 4 | 3 | 4 |
| Asian or Pacific Islander | 37 | 37 | 15 | 11 |
| Hispanic | 59 | 56 | 26 | 27 |
| White, non-Hispanic | 1098 | 1107 | 505 | 510 |
| Race/ethnicity unknown | 73 | 89 | 28 | 26 |
| Men total | 1732 | 1760 | 798 | 793 |
| Women | | | | |
| Nonresident alien (international) | 38 | 45 | 5 | 3 |
| Black, non-Hispanic | 987 | 1007 | 472 | 558 |
| American Indian or Alaskan Native | 10 | 7 | 3 | 5 |
| Asian or Pacific Islander | 47 | 45 | 19 | 20 |

| | | | | |
|----------------------------------------|-------------|-------------|-------------|-------------|
| Hispanic | 95 | 95 | 46 | 45 |
| White, non-Hispanic | 1525 | 1552 | 619 | 668 |
| Race/ethnicity unknown | 109 | 108 | 43 | 53 |
| Women total | 2811 | 2859 | 1207 | 1352 |

[Return to the main screen](#)

American Indian or Alaskan Native

A person having origins in any of the original peoples of North America and who maintains cultural identification through tribal affiliation or community recognition.



Professional Education Data System

Institution: **Columbus State University**

AACTE ID: 773

[Reports](#)



Print Center



FAQ



Help



Logout

Institutional Graduate Enrollment

B-1B Institutional total graduate enrollment (CIP 99.0000) by gender and race/ethnicity categories as of the institutions official fall reporting date or as of October 15, 2007.

| | | |
|---------------------------|---------------------------|---------------------------|
| Columbus State University | Graduate Students | |
| | Full-Time | Part-Time |

| | Current year | Prior year | Current year | Prior year |
|---------------------------------------------------|--------------|------------|--------------|------------|
| Men | | | | |
| Nonresident alien (international) | 3 | 2 | 2 | 0 |
| Black, non-Hispanic | 32 | 28 | 64 | 61 |
| American Indian or Alaskan Native | 0 | 0 | 0 | 0 |
| Asian or Pacific Islander | 5 | 5 | 5 | 5 |
| Hispanic | 2 | 0 | 4 | 4 |
| White, non-Hispanic | 108 | 84 | 192 | 187 |
| Race/ethnicity unknown | 1 | 1 | 8 | 8 |
| Men total | 151 | 120 | 275 | 265 |
| | | | | |
| Women | | | | |
| Nonresident alien (international) | 7 | 10 | 2 | 1 |
| Black, non-Hispanic | 69 | 47 | 130 | 83 |
| American Indian or Alaskan Native | 0 | 1 | 1 | 1 |
| Asian or Pacific Islander | 1 | 2 | 5 | 7 |
| Hispanic | 2 | 5 | 8 | 4 |
| White, non-Hispanic | 144 | 104 | 238 | 176 |
| Race/ethnicity unknown | 3 | 4 | 6 | 3 |
| Women total | 226 | 173 | 390 | 275 |

[Return to the main screen](#)

Category used to classify students or employees whose race/ethnicity is not known and whom institutions are unable to place in one of the specified racial/ethnic categories



Professional Education Data System

Institution: Columbus State University

AACTE ID: 773

[Reports](#)



Print Center



FAQ



Help



Logout

Undergraduate Program Enrollment - Education Degrees

B-2A Undergraduate program enrollment (CIP 13.0000) by gender and race/ethnicity as of the institutions official fall reporting date or as of October 15, 2007.

See Q&A and flowchart for definition



[Help flowchart](#)

| Columbus State University | Undergraduate Students | | | |
|---------------------------------------------------|---------------------------|------------|---------------------------|------------|
| | Full-Time | | Part-Time | |
| | Current year | Prior year | Current year | Prior year |
| Men | | | | |
| Nonresident alien (international) | 1 | 1 | 0 | 0 |
| Black, non-Hispanic | 37 | 38 | 23 | 20 |
| American Indian or Alaskan Native | 0 | 0 | 1 | 0 |

| | | | | |
|---------------------------------------------------|------------|------------|------------|------------|
| Asian or Pacific Islander | 2 | 3 | 0 | 0 |
| Hispanic | 5 | 6 | 2 | 0 |
| White, non-Hispanic | 144 | 145 | 36 | 33 |
| Race/ethnicity unknown | 9 | 7 | 0 | 2 |
| Men total | 198 | 200 | 62 | 55 |
| | | | | |
| Women | | | | |
| Nonresident alien (international) | 2 | 2 | 1 | 1 |
| Black, non-Hispanic | 115 | 124 | 80 | 70 |
| American Indian or Alaskan Native | 3 | 0 | 1 | 3 |
| Asian or Pacific Islander | 4 | 4 | 1 | 2 |
| Hispanic | 16 | 12 | 3 | 9 |
| White, non-Hispanic | 433 | 411 | 122 | 133 |
| Race/ethnicity unknown | 12 | 12 | 7 | 10 |
| Women total | 585 | 565 | 215 | 228 |

[Return to the main screen](#)

White, non-Hispanic

A person having origins in any of the original peoples of Europe, North Africa, or the Middle East (except those of Hispanic origin)



Professional Education Data System

Institution: Columbus State University

AACTE ID: 773

[Reports](#)



Print Center



FAQ



Help



Logout

Undergraduate Program Enrollment - Non-Education Degrees

B-2B Undergraduate program enrollment of students who have been formally admitted in professional education programs by gender and race/ethnicity as of the institutions official fall reporting date or as of October 15, 2007. See Q&A and flowchart for definition



[Help flowchart](#)


| Columbus State University | Undergraduate Students | | | |
|---------------------------------------------------|------------------------|------------|--------------|------------|
| | Full-Time | | Part-Time | |
| | Current year | Prior year | Current year | Prior year |
| Men | | | | |
| Nonresident alien (international) | 0 | 0 | 0 | 0 |
| Black, non-Hispanic | 0 | 0 | 0 | 0 |
| American Indian or Alaskan Native | 0 | 0 | 0 | 0 |
| Asian or Pacific Islander | 0 | 0 | 0 | 0 |
| Hispanic | 2 | 1 | 3 | 3 |
| White, non-Hispanic | 0 | 3 | 0 | 0 |
| Race/ethnicity unknown | 0 | 0 | 0 | 0 |
| Men total | 0 | 4 | 0 | 3 |

| | | | | |
|---------------------------------------------------|----------|-----------|----------|-----------|
| Women | | | | |
| Nonresident alien (international) | 0 | 1 | 0 | 0 |
| Black, non-Hispanic | 0 | 2 | 0 | 2 |
| American Indian or Alaskan Native | 0 | 0 | 0 | 0 |
| Asian or Pacific Islander | 0 | 0 | 0 | 0 |
| Hispanic | 0 | 2 | 0 | 5 |
| White, non-Hispanic | 0 | 8 | 0 | 2 |
| Race/ethnicity unknown | 0 | 1 | 0 | 2 |
| Women total | 0 | 14 | 0 | 11 |

[Return to the main screen](#)

American Indian or Alaskan Native

A person having origins in any of the original peoples of North America and who maintains cultural identification through tribal affiliation or community recognition.



Professional Education Data System

Institution: Columbus State University

AACTE ID: 773

[Reports](#)



Print Center



FAQ



Help



Logout

Graduate Program Enrollment - Education Degrees

B-2C Graduate program enrollment (CIP 13.0000) by gender and race/ethnicity as of the institutions official fall reporting date or as of October 15, 2007. See Q&A and flowchart for definition



[Help flowchart](#)

| Columbus State University | Graduate Students | | | |
|---------------------------------------------------|-------------------|------------|------------------|------------|
| | <u>Full-Time</u> | | <u>Part-Time</u> | |
| | Current year | Prior year | Current year | Prior year |
| Men | | | | |
| Nonresident alien (international) | 1 | 1 | 1 | 0 |
| Black, non-Hispanic | 10 | 5 | 14 | 12 |
| American Indian or Alaskan Native | 0 | 0 | 0 | 0 |
| Asian or Pacific Islander | 0 | 0 | 0 | 0 |
| Hispanic | 1 | 0 | 2 | 2 |
| White, non-Hispanic | 44 | 39 | 38 | 37 |
| Race/ethnicity unknown | 0 | 1 | 1 | 0 |
| Men total | 56 | 46 | 56 | 51 |
| Women | | | | |
| Nonresident alien (international) | 2 | 1 | 0 | 0 |
| Black, non-Hispanic | 39 | 22 | 68 | 32 |
| American Indian or Alaskan Native | 0 | 0 | 0 | 0 |
| Asian or Pacific Islander | 1 | 2 | 1 | 2 |

| | | | | |
|----------------------------------------|------------|------------|------------|------------|
| Hispanic | 2 | 1 | 2 | 2 |
| White, non-Hispanic | 121 | 86 | 151 | 91 |
| Race/ethnicity unknown | 2 | 2 | 6 | 2 |
| Women total | 167 | 114 | 228 | 129 |

[Return to the main screen](#)

Nonresident alien (international)

A person who is not a citizen or national of the United States and who is in this country on a visa or temporary basis and does not have the right to remain indefinitely.



Professional Education Data System

Institution: **Columbus State University**

AACTE ID: 773

[Reports](#)



Print Center



FAQ



Help



Logout

Graduate Program Enrollment - Non-Education Degrees

B-2D Graduate program enrollment of students that have been formally admitted and enrolled in professional education programs by gender and race/ethnicity as of the institutions official fall reporting date or as of October 15, 2007. See Q&A and flowchart for definition




[Help flowchart](#)

| Columbus State University | Graduate Students | | | |
|---------------------------------------------------|-------------------|------------|------------------|------------|
| | <u>Full-Time</u> | | <u>Part-Time</u> | |
| | Current year | Prior year | Current year | Prior year |
| Men | | | | |
| Nonresident alien (international) | 0 | 0 | 0 | 0 |
| Black, non-Hispanic | 0 | 0 | 0 | 0 |
| American Indian or Alaskan Native | 0 | 0 | 0 | 0 |
| Asian or Pacific Islander | 0 | 0 | 0 | 0 |
| Hispanic | 0 | 0 | 0 | 0 |
| White, non-Hispanic | 0 | 0 | 0 | 0 |
| Race/ethnicity unknown | 0 | 0 | 0 | 0 |
| Men total | 0 | 0 | 0 | 0 |
| | | | | |
| Women | | | | |
| Nonresident alien (international) | 0 | 0 | 0 | 0 |
| Black, non-Hispanic | 0 | 0 | 0 | 0 |
| American Indian or Alaskan Native | 0 | 0 | 0 | 0 |
| Asian or Pacific Islander | 0 | 0 | 0 | 0 |
| Hispanic | 0 | 0 | 0 | 0 |
| White, non-Hispanic | 0 | 0 | 0 | 0 |
| Race/ethnicity unknown | 0 | 0 | 0 | 0 |
| Women total | 0 | 0 | 0 | 0 |

[Return to the main screen](#)

 **Nonresident alien (international)**

A person who is not a citizen or national of the United States and who is in this country on a visa or temporary basis and does not have the right to remain indefinitely.



Professional Education Data System

Institution: **Columbus State University**

AACTE ID: 773

[Reports](#)



Print Center



FAQ



Help



Logout

Bachelor's-Level Initial Teacher Preparation Number of Degrees 2006-2007

B-3A Postsecondary completion in education programs (CIP 13.0000) awards/degrees conferred between July 1, 2006 and June 30, 2007, by gender and race/ethnicity.



[Help flowchart](#)

| IPEDS CIP code | Program area | Did you offer this program? Yes / No | Nonresident alien (international) | | Black, non-Hispanic | | American Indian or Alaskan Native | | Asian or Pacific Islander | | Hispanic | | White, non-Hispanic | | Race/ethnicity unknown | | Total students | |
|--------------------------------|-----------------------|-----------------------------------------|---------------------------------------------------|---|-------------------------------------|---|---------------------------------------------------|---|-------------------------------------------|---|--------------------------|---|-------------------------------------|---|----------------------------------------|---|----------------|---|
| | | | M | W | M | W | M | W | M | W | M | W | M | W | M | W | M | W |
| 13.1001 | Special Education and | Y | 0 | 0 | 0 | 1 | 0 | 0 | 0 | 0 | 0 | 0 | 0 | 2 | 0 | 0 | 0 | 3 |

| | | | | | | | | | | | | | | | | | | |
|-------------------------|--------------------------------------------------------------------------|---|---|---|---|---|---|---|---|---|---|---|---|----|---|---|----|----|
| | Teaching, General | | | | | | | | | | | | | | | | | |
| 13.1210 | Early Childhood Education and Teaching | Y | 0 | 0 | 0 | 4 | 0 | 0 | 0 | 1 | 0 | 1 | 1 | 57 | 1 | 2 | 2 | 65 |
| 13.1302 | Art Teacher Education | Y | 0 | 0 | 0 | 0 | 0 | 0 | 0 | 0 | 0 | 0 | 1 | 0 | 1 | 0 | 2 | 0 |
| 13.1305 | English/Language Arts Teacher Education | Y | 0 | 0 | 0 | 2 | 0 | 0 | 0 | 0 | 1 | 0 | 0 | 4 | 0 | 0 | 1 | 6 |
| 13.1311 | Mathematics Teacher Education | Y | 0 | 0 | 0 | 0 | 0 | 0 | 0 | 0 | 0 | 0 | 2 | 3 | 0 | 0 | 2 | 3 |
| 13.1312 | Music Teacher Education | Y | 0 | 0 | 0 | 0 | 0 | 0 | 0 | 0 | 0 | 0 | 0 | 0 | 0 | 0 | 0 | 0 |
| 13.1314 | Physical Education Teaching and Coaching | Y | 0 | 0 | 0 | 0 | 0 | 0 | 0 | 0 | 0 | 0 | 4 | 2 | 0 | 0 | 4 | 2 |
| 13.1316 | Science Teacher Education/General Science Teacher Education. | Y | 0 | 0 | 0 | 0 | 0 | 0 | 0 | 0 | 0 | 0 | 0 | 2 | 0 | 1 | 0 | 3 |
| 13.1322 | Biology Teacher Education | Y | 0 | 0 | 0 | 0 | 0 | 0 | 0 | 0 | 0 | 0 | 0 | 0 | 0 | 0 | 0 | 0 |
| 13.1323 | Chemistry Teacher Education | Y | 0 | 0 | 0 | 0 | 0 | 0 | 0 | 0 | 0 | 0 | 0 | 0 | 0 | 0 | 0 | 0 |
| 13.1328 | History Teacher Education | Y | 0 | 0 | 1 | 0 | 0 | 0 | 0 | 0 | 0 | 0 | 0 | 5 | 0 | 0 | 1 | 5 |
| 13.1401 | Teaching English as a Second or Foreign Language/ESL Language Instructor | Y | 0 | 0 | 0 | 0 | 0 | 0 | 0 | 0 | 0 | 0 | 0 | 0 | 0 | 0 | 0 | 0 |
| 13.XXXX | All other P-12 education programs | Y | 0 | 0 | 2 | 2 | 0 | 0 | 0 | 0 | 0 | 0 | 8 | 13 | 0 | 0 | 10 | 15 |

| | | | | | | | | | | | | | | | | |
|-------------------|----------|----------|----------|----------|----------|----------|----------|----------|----------|----------|-----------|-----------|----------|----------|-----------|------------|
| Totals: | 0 | 0 | 3 | 9 | 0 | 0 | 0 | 1 | 1 | 1 | 16 | 88 | 2 | 3 | 22 | 102 |
| Last year totals: | 0 | 1 | 3 | 13 | 0 | 1 | 0 | 1 | 0 | 1 | 16 | 66 | 0 | 1 | 19 | 84 |

[Return to the main screen](#)



Professional Education Data System

Institution: Columbus State University

AACTE ID: 773

[Reports](#)



Print Center



FAQ



Help



Logout

Post-Bachelor's or Master's-Level Initial Teacher Preparation

Number of Degrees 2006-2007

B-3B Postsecondary completion in education programs (CIP 13.0000) awards/degrees conferred between July 1, 2006 and June 30, 2007, by gender and race/ethnicity.




[Help flowchart](#)

| | | | | | | | | | | |
|------------------------------------|--------------|-----------------------------|---------------------------------------------------|-------------------------------------|--------------------------------------------|-------------------------------------------|--------------------------|-------------------------------------|----------------------------------------|----------------|
| IPEDS CIP code | Program area | Did you offer this program? | Nonresident alien (international) | Black, non-Hispanic | American Indian or Alaskan | Asian or Pacific Islander | Hispanic | White, non-Hispanic | Race/ethnicity unknown | Total students |
|------------------------------------|--------------|-----------------------------|---------------------------------------------------|-------------------------------------|--------------------------------------------|-------------------------------------------|--------------------------|-------------------------------------|----------------------------------------|----------------|

| | | Yes / No | | | | | Native | | | | | | | | | | | |
|-------------------------|--------------------------------------------------------------|----------|---|---|---|---|--------|---|---|---|---|---|---|----|---|---|---|----|
| | | | M | W | M | W | M | W | M | W | M | W | M | W | M | W | M | W |
| 13.0401 | Education Leadership and Administration, General | Y | 0 | 0 | 0 | 0 | 0 | 0 | 0 | 0 | 0 | 0 | 2 | 2 | 0 | 0 | 2 | 2 |
| 13.1001 | Special Education and Teaching, General | Y | 0 | 0 | 0 | 0 | 0 | 0 | 0 | 0 | 0 | 0 | 0 | 1 | 0 | 0 | 0 | 1 |
| 13.1101 | Counselor Education/School Counseling and Guidance Service | Y | 0 | 0 | 1 | 1 | 0 | 0 | 0 | 0 | 0 | 0 | 0 | 0 | 0 | 0 | 1 | 1 |
| 13.1210 | Early Childhood Education and Teaching | Y | 0 | 0 | 0 | 0 | 0 | 0 | 0 | 0 | 0 | 0 | 0 | 2 | 0 | 0 | 0 | 2 |
| 13.1305 | English/Language Arts Teacher Education | Y | 0 | 0 | 0 | 0 | 0 | 0 | 0 | 0 | 0 | 0 | 1 | 1 | 0 | 0 | 1 | 1 |
| 13.1311 | Mathematics Teacher Education | Y | 0 | 0 | 0 | 0 | 0 | 0 | 0 | 0 | 0 | 0 | 1 | 0 | 0 | 0 | 1 | 0 |
| 13.1314 | Physical Education Teaching and Coaching | Y | 0 | 0 | 0 | 0 | 0 | 0 | 0 | 0 | 0 | 0 | 0 | 0 | 0 | 0 | 0 | 0 |
| 13.1316 | Science Teacher Education/General Science Teacher Education. | Y | 0 | 0 | 0 | 0 | 0 | 0 | 0 | 0 | 0 | 0 | 0 | 2 | 0 | 0 | 0 | 2 |
| 13.1328 | History Teacher Education | Y | 0 | 0 | 0 | 0 | 0 | 0 | 0 | 0 | 0 | 0 | 1 | 1 | 0 | 0 | 1 | 1 |
| 13.XXXX | All other P-12 | Y | 0 | 0 | 0 | 4 | 0 | 0 | 0 | 0 | 0 | 0 | 7 | 19 | 0 | 0 | 7 | 23 |

| | | | | | | | | | | | | | | | | | | |
|-------------------|--------------------|----------|----------|----------|----------|----------|----------|----------|----------|----------|----------|-----------|-----------|----------|----------|-----------|-----------|--|
| | education programs | | | | | | | | | | | | | | | | | |
| Totals: | | 0 | 0 | 1 | 5 | 0 | 0 | 0 | 0 | 0 | 0 | 12 | 28 | 0 | 0 | 13 | 33 | |
| Last year totals: | | 0 | 0 | 1 | 2 | 0 | 0 | 0 | 0 | 0 | 0 | 2 | 5 | 0 | 0 | 3 | 7 | |

[Return to the main screen](#)



Professional Education Data System

Institution: **Columbus State University**

AACTE ID: 773

[Reports](#)



Print Center



FAQ



Help



Logout

Post-Bachelor's or Master's-Level Advanced Preparation

Number of Degrees 2006-2007

B-3C Postsecondary completion in education programs (CIP 13.0000) awards/degrees conferred between July 1, 2006 and June 30, 2007, by gender and race/ethnicity.



[Help flowchart](#)

| | | | | | | | | | | |
|-----------------------|--------------|---------|-----------------------------|------------------------|--------------------------|--------------------------|--------------------------|------------------------|--------------------------------|-------|
| IPEDS | Program area | Did you | Nonresident | Black, | American | Asian or | Hispanic | White, | Race/ethnicity | Total |
|-----------------------|--------------|---------|-----------------------------|------------------------|--------------------------|--------------------------|--------------------------|------------------------|--------------------------------|-------|

| CIP code | | offer this program? | alien (international) | | non-Hispanic | | Indian or Alaskan Native | | Pacific Islander | | | | non-Hispanic | | unknown | | students | |
|--------------------------|--------------------------------------------------------------|---------------------|---------------------------------------|---|------------------------------|---|------------------------------------------|---|----------------------------------|---|---|---|------------------------------|----|-------------------------|---|----------|----|
| | | Yes / No | M | W | M | W | M | W | M | W | M | W | M | W | M | W | M | W |
| 13.0401 | Education Leadership and Administration, General | Y | 0 | 0 | 0 | 1 | 0 | 0 | 0 | 0 | 0 | 0 | 4 | 6 | 0 | 0 | 4 | 7 |
| 13.1001 | Special Education and Teaching, General | Y | 0 | 0 | 0 | 0 | 0 | 0 | 0 | 0 | 0 | 0 | 0 | 0 | 0 | 0 | 0 | 0 |
| 13.1101 | Counselor Education/School Counseling and Guidance Service | Y | 0 | 0 | 1 | 6 | 0 | 0 | 0 | 0 | 2 | 0 | 2 | 18 | 0 | 1 | 5 | 25 |
| 13.1210 | Early Childhood Education and Teaching | Y | 0 | 0 | 0 | 0 | 0 | 0 | 0 | 0 | 0 | 0 | 0 | 3 | 0 | 0 | 0 | 3 |
| 13.1305 | English/Language Arts Teacher Education | Y | 0 | 0 | 0 | 1 | 0 | 0 | 0 | 1 | 0 | 0 | 1 | 4 | 0 | 0 | 1 | 6 |
| 13.1311 | Mathematics Teacher Education | Y | 0 | 0 | 0 | 1 | 0 | 0 | 0 | 0 | 0 | 0 | 1 | 1 | 0 | 0 | 1 | 2 |
| 13.1314 | Physical Education Teaching and Coaching | Y | 0 | 0 | 0 | 0 | 0 | 0 | 0 | 0 | 0 | 0 | 0 | 0 | 0 | 0 | 0 | 0 |
| 13.1316 | Science Teacher Education/General Science Teacher Education. | Y | 0 | 0 | 0 | 0 | 0 | 0 | 0 | 0 | 0 | 0 | 0 | 1 | 0 | 0 | 0 | 1 |
| 13.1328 | History Teacher | Y | 0 | 0 | 0 | 0 | 0 | 0 | 0 | 0 | 0 | 0 | 2 | 0 | 0 | 0 | 2 | 0 |

| | | | | | | | | | | | | | | | | | | | |
|-------------------------|-----------------------------------|---|----------|----------|----------|-----------|----------|----------|----------|----------|----------|----------|-----------|-----------|----------|----------|-----------|-----------|--|
| | Education | | | | | | | | | | | | | | | | | | |
| 13.XXXX | All other P-12 education programs | Y | 0 | 0 | 1 | 1 | 0 | 0 | 0 | 0 | 0 | 0 | 5 | 7 | 0 | 0 | 6 | 8 | |
| Totals: | | | 0 | 0 | 2 | 10 | 0 | 0 | 0 | 1 | 2 | 0 | 15 | 40 | 0 | 1 | 19 | 52 | |
| Last year totals: | | | 0 | 1 | 7 | 18 | 0 | 0 | 0 | 1 | 1 | 1 | 17 | 55 | 1 | 0 | 26 | 76 | |

[Return to the main screen](#)



Professional Education Data System

Institution: **Columbus State University**

AACTE ID: **773**

[Reports](#)



Print Center



FAQ



Help



Logout

CAS/Specialist Level Advanced Preparation

Number of Degrees 2006-2007

B-3D Postsecondary completion in education programs (CIP 13.0000) awards/degrees conferred between July 1, 2006 and June 30, 2007, by gender and race/ethnicity.



[Help flowchart](#)

| IPEDS CIP code | Program area | Did you offer this program? | Nonresident alien (international) | | Black, non-Hispanic | | American Indian or Alaskan Native | | Asian or Pacific Islander | | Hispanic | | White, non-Hispanic | | Race/ethnicity unknown | | Total students | |
|--------------------------------|--------------------------------------------------------------|-----------------------------|---------------------------------------------------|----------|-------------------------------------|----------|---------------------------------------------------|----------|-------------------------------------------|----------|--------------------------|----------|-------------------------------------|-----------|----------------------------------------|----------|----------------|-----------|
| | | Yes / No | M | W | M | W | M | W | M | W | M | W | M | W | M | W | M | W |
| 13.0401 | Education Leadership and Administration, General | Y | 0 | 0 | 5 | 9 | 0 | 0 | 0 | 0 | 0 | 1 | 4 | 13 | 0 | 0 | 9 | 23 |
| 13.1101 | Counselor Education/School Counseling and Guidance Service | Y | 0 | 0 | 0 | 0 | 0 | 0 | 0 | 0 | 0 | 0 | 0 | 1 | 0 | 0 | 0 | 1 |
| 13.1210 | Early Childhood Education and Teaching | Y | 0 | 0 | 0 | 0 | 0 | 0 | 0 | 0 | 0 | 0 | 0 | 0 | 0 | 0 | 0 | 0 |
| 13.1305 | English/Language Arts Teacher Education | Y | 0 | 0 | 0 | 0 | 0 | 0 | 0 | 0 | 0 | 0 | 1 | 5 | 0 | 0 | 1 | 5 |
| 13.1311 | Mathematics Teacher Education | Y | 0 | 0 | 0 | 0 | 0 | 0 | 0 | 0 | 0 | 0 | 1 | 0 | 0 | 0 | 1 | 0 |
| 13.1316 | Science Teacher Education/General Science Teacher Education. | Y | 0 | 0 | 0 | 0 | 0 | 0 | 0 | 1 | 0 | 0 | 0 | 1 | 0 | 0 | 0 | 2 |
| 13.1328 | History Teacher Education | Y | 0 | 0 | 0 | 0 | 0 | 0 | 0 | 0 | 0 | 0 | 0 | 0 | 0 | 0 | 0 | 0 |
| 13.XXXX | All other P-12 education programs | Y | 0 | 0 | 0 | 0 | 0 | 0 | 0 | 1 | 0 | 0 | 1 | 0 | 0 | 0 | 1 | 1 |
| Totals: | | | 0 | 0 | 5 | 9 | 0 | 0 | 0 | 2 | 0 | 1 | 7 | 20 | 0 | 0 | 12 | 32 |
| Last year totals: | | | 0 | 0 | 0 | 5 | 0 | 0 | 1 | 0 | 0 | 0 | 6 | 21 | 0 | 0 | 7 | 26 |

| | | | | | | | | | | | | | | | | | | |
|--------------------------------------------------------------|---|----------|----------|----------|----------|----------|----------|----------|----------|----------|----------|----------|----------|----------|----------|----------|----------|----------|
| Teaching, General | | | | | | | | | | | | | | | | | | |
| Early Childhood Education and Teaching | Y | 0 | 0 | 0 | 0 | 0 | 0 | 0 | 0 | 0 | 0 | 0 | 0 | 0 | 0 | 0 | 0 | 0 |
| Art Teacher Education | Y | 0 | 0 | 0 | 0 | 0 | 0 | 0 | 0 | 0 | 0 | 0 | 0 | 0 | 0 | 0 | 0 | 0 |
| English/Language Arts Teacher Education | Y | 0 | 0 | 0 | 0 | 0 | 0 | 0 | 0 | 0 | 0 | 0 | 0 | 0 | 0 | 0 | 0 | 0 |
| Mathematics Teacher Education | Y | 0 | 0 | 0 | 0 | 0 | 0 | 0 | 0 | 0 | 0 | 0 | 0 | 0 | 0 | 0 | 0 | 0 |
| Music Teacher Education | Y | 0 | 0 | 0 | 0 | 0 | 0 | 0 | 0 | 0 | 0 | 0 | 0 | 0 | 0 | 0 | 0 | 0 |
| Physical Education Teaching and Coaching | Y | 0 | 0 | 0 | 0 | 0 | 0 | 0 | 0 | 0 | 0 | 0 | 0 | 0 | 0 | 0 | 0 | 0 |
| Science Teacher Education/General Science Teacher Education. | Y | 0 | 0 | 0 | 0 | 0 | 0 | 0 | 0 | 0 | 0 | 0 | 0 | 0 | 0 | 0 | 0 | 0 |
| Biology Teacher Education | Y | 0 | 0 | 0 | 0 | 0 | 0 | 0 | 0 | 0 | 0 | 0 | 0 | 0 | 0 | 0 | 0 | 0 |
| Chemistry Teacher Education | Y | 0 | 0 | 0 | 0 | 0 | 0 | 0 | 0 | 0 | 0 | 0 | 0 | 0 | 0 | 0 | 0 | 0 |
| History Teacher Education | Y | 0 | 0 | 0 | 0 | 0 | 0 | 0 | 0 | 0 | 0 | 0 | 0 | 0 | 0 | 0 | 0 | 0 |
| All other P-12 education programs | Y | 0 | 0 | 0 | 0 | 0 | 0 | 0 | 0 | 0 | 0 | 0 | 0 | 0 | 0 | 0 | 0 | 0 |
| Totals: | | 0 | 0 | 0 | 0 | 0 | 0 | 0 | 0 | 0 | 0 | 0 | 0 | 0 | 0 | 0 | 0 | 0 |
| Last year totals: | | 0 | 0 | 0 | 0 | 0 | 0 | 0 | 0 | 0 | 0 | 0 | 0 | 0 | 0 | 0 | 0 | 0 |

[Return to the main screen](#)

| | | | | | | | | | | | | | | | | | | |
|--------------------------------------------------------------|---|----------|----------|----------|----------|----------|----------|----------|----------|----------|----------|----------|-----------|----------|----------|----------|----------|-----------|
| Early Childhood Education and Teaching | Y | 0 | 0 | 0 | 0 | 0 | 0 | 0 | 0 | 0 | 0 | 0 | 0 | 0 | 0 | 0 | 0 | 0 |
| Art Teacher Education | Y | 0 | 0 | 0 | 0 | 0 | 0 | 0 | 0 | 0 | 0 | 0 | 0 | 0 | 0 | 0 | 0 | 0 |
| English/Language Arts Teacher Education | Y | 0 | 0 | 0 | 0 | 0 | 0 | 0 | 0 | 0 | 0 | 0 | 0 | 0 | 0 | 0 | 0 | 0 |
| Mathematics Teacher Education | Y | 0 | 0 | 0 | 0 | 0 | 0 | 0 | 0 | 0 | 0 | 0 | 0 | 0 | 0 | 0 | 0 | 0 |
| Music Teacher Education | Y | 0 | 0 | 0 | 0 | 0 | 0 | 0 | 0 | 0 | 0 | 0 | 0 | 0 | 0 | 0 | 0 | 0 |
| Physical Education Teaching and Coaching | Y | 0 | 0 | 0 | 0 | 0 | 0 | 0 | 0 | 0 | 0 | 0 | 0 | 0 | 0 | 0 | 0 | 0 |
| Science Teacher Education/General Science Teacher Education. | Y | 0 | 0 | 0 | 0 | 0 | 0 | 0 | 0 | 0 | 0 | 0 | 0 | 0 | 0 | 0 | 0 | 0 |
| Biology Teacher Education | Y | 0 | 0 | 0 | 0 | 0 | 0 | 0 | 0 | 0 | 0 | 0 | 0 | 0 | 0 | 0 | 0 | 0 |
| Chemistry Teacher Education | Y | 0 | 0 | 0 | 0 | 0 | 0 | 0 | 0 | 0 | 0 | 0 | 0 | 0 | 0 | 0 | 0 | 0 |
| History Teacher Education | Y | 0 | 0 | 0 | 0 | 0 | 0 | 0 | 0 | 0 | 0 | 0 | 0 | 0 | 0 | 0 | 0 | 0 |
| All other P-12 education programs | Y | 0 | 0 | 1 | 7 | 0 | 0 | 0 | 0 | 0 | 0 | 2 | 36 | 0 | 0 | 0 | 3 | 43 |
| Totals: | | 0 | 0 | 1 | 7 | 0 | 0 | 0 | 0 | 0 | 0 | 2 | 36 | 0 | 0 | 0 | 3 | 43 |
| Last year totals: | | 0 | 0 | 0 | 0 | 0 | 0 | 0 | 0 | 0 | 0 | 0 | 0 | 0 | 0 | 0 | 0 | 0 |

[Return to the main screen](#)

| | | | | | | | | | | | | | | | | | | |
|--------------------------------------------------------------|---|----------|----------|----------|----------|----------|----------|----------|----------|----------|----------|----------|----------|----------|----------|----------|-----------|----|
| General | | | | | | | | | | | | | | | | | | |
| Special Education and Teaching, General | Y | 0 | 0 | 0 | 0 | 0 | 0 | 0 | 0 | 0 | 0 | 0 | 0 | 0 | 0 | 0 | 0 | 0 |
| Counselor Education/School Counseling and Guidance Service | Y | 0 | 0 | 0 | 0 | 0 | 0 | 0 | 0 | 0 | 0 | 0 | 0 | 0 | 0 | 0 | 0 | 0 |
| Early Childhood Education and Teaching | Y | 0 | 0 | 0 | 0 | 0 | 0 | 0 | 0 | 0 | 0 | 0 | 0 | 0 | 0 | 0 | 0 | 0 |
| English/Language Arts Teacher Education | Y | 0 | 0 | 0 | 0 | 0 | 0 | 0 | 0 | 0 | 0 | 0 | 0 | 0 | 0 | 0 | 0 | 0 |
| Mathematics Teacher Education | Y | 0 | 0 | 0 | 0 | 0 | 0 | 0 | 0 | 0 | 0 | 0 | 0 | 0 | 0 | 0 | 0 | 0 |
| Physical Education Teaching and Coaching | Y | 0 | 0 | 0 | 0 | 0 | 0 | 0 | 0 | 0 | 0 | 0 | 0 | 0 | 0 | 0 | 0 | 0 |
| Science Teacher Education/General Science Teacher Education. | Y | 0 | 0 | 0 | 0 | 0 | 0 | 0 | 0 | 0 | 0 | 0 | 0 | 0 | 0 | 0 | 0 | 0 |
| History Teacher Education | Y | 0 | 0 | 0 | 0 | 0 | 0 | 0 | 0 | 0 | 0 | 0 | 0 | 0 | 0 | 0 | 0 | 0 |
| All other P-12 education programs | Y | 0 | 0 | 0 | 7 | 0 | 0 | 0 | 0 | 0 | 0 | 1 | 9 | 0 | 0 | 0 | 1 | 16 |
| Totals: | | 0 | 0 | 0 | 7 | 0 | 0 | 0 | 0 | 0 | 0 | 1 | 9 | 0 | 0 | 1 | 16 | |
| Last year totals: | | 0 | 0 | 0 | 0 | 0 | 0 | 0 | 0 | 0 | 0 | 0 | 0 | 0 | 0 | 0 | 0 | |

[Return to the main screen](#)

| | | | | | | | | | | | | | | | | | |
|--------------------------------------------------------------|---|----------|----------|----------|----------|----------|----------|----------|----------|----------|----------|----------|----------|----------|----------|----------|----------|
| Early Childhood Education and Teaching | Y | 0 | 0 | 0 | 0 | 0 | 0 | 0 | 0 | 0 | 0 | 0 | 0 | 0 | 0 | 0 | 0 |
| English/Language Arts Teacher Education | Y | 0 | 0 | 0 | 0 | 0 | 0 | 0 | 0 | 0 | 0 | 0 | 0 | 0 | 0 | 0 | 0 |
| Mathematics Teacher Education | Y | 0 | 0 | 0 | 0 | 0 | 0 | 0 | 0 | 0 | 0 | 0 | 0 | 0 | 0 | 0 | 0 |
| Science Teacher Education/General Science Teacher Education. | Y | 0 | 0 | 0 | 0 | 0 | 0 | 0 | 0 | 0 | 0 | 0 | 0 | 0 | 0 | 0 | 0 |
| History Teacher Education | Y | 0 | 0 | 0 | 0 | 0 | 0 | 0 | 0 | 0 | 0 | 0 | 0 | 0 | 0 | 0 | 0 |
| All other P-12 education programs | Y | 0 | 0 | 0 | 0 | 0 | 0 | 0 | 0 | 0 | 0 | 0 | 0 | 0 | 0 | 0 | 0 |
| Totals: | | 0 | 0 | 0 | 0 | 0 | 0 | 0 | 0 | 0 | 0 | 0 | 0 | 0 | 0 | 0 | 0 |
| Last year totals: | | 0 | 0 | 0 | 0 | 0 | 0 | 0 | 0 | 0 | 0 | 0 | 0 | 0 | 0 | 0 | 0 |

[Return to the main screen](#)



Professional Education Data System

Institution: Columbus State University

AACTE ID: 773

[Reports](#)



Print Center



FAQ



Help



Logout

Professional Education Faculty

B-5A Number of professional education faculty members in each category fall, 2007.

| Columbus State University | Full-Time | | Part-Time | | Adjunct Faculty | |
|---------------------------------------------------|---------------------------|------------|---------------------------|------------|---------------------------------|------------|
| | Current year | Prior year | Current year | Prior year | Current year | Prior year |
| Men | | | | | | |
| Nonresident alien (international) | 0 | 0 | 0 | 0 | 0 | 0 |
| Black, non-Hispanic | 1 | 1 | 0 | 0 | 0 | 0 |
| American Indian or Alaskan Native | 0 | 0 | 0 | 0 | 0 | 0 |
| Asian or Pacific Islander | 0 | 0 | 0 | 0 | 0 | 0 |
| Hispanic | 1 | 1 | 0 | 0 | 0 | 0 |
| White, non-Hispanic | 11 | 12 | 12 | 12 | 0 | 0 |
| Race/ethnicity unknown | 1 | 1 | 0 | 0 | 0 | 0 |
| Men total | 14 | 15 | 12 | 12 | 0 | 0 |
| Women | | | | | | |
| Nonresident alien (international) | 0 | 0 | 0 | 0 | 0 | 0 |
| Black, non-Hispanic | 5 | 5 | 1 | 1 | 0 | 0 |
| American Indian or Alaskan Native | 0 | 0 | 0 | 0 | 0 | 0 |
| Asian or Pacific Islander | 0 | 0 | 0 | 0 | 0 | 0 |
| Hispanic | 0 | 0 | 0 | 0 | 0 | 0 |

| | | | | | | |
|----------------------------------------|----|----|----|----|---|---|
| White, non-Hispanic | 17 | 16 | 33 | 31 | 0 | 0 |
| Race/ethnicity unknown | 0 | 0 | 0 | 0 | 0 | 0 |
| Women total | 22 | 21 | 34 | 32 | 0 | 0 |

[Return to the main screen](#)



Professional Education Data System

Institution: **Columbus State University**

AACTE ID: 773

[Reports](#)



Print Center



FAQ



Help



Logout


Faculty Counts and Teaching Loads

B-5B Faculty counts and teaching loads for faculty members appointed full-time in professional education fall, 2007.

| Columbus State University | Full-time faculty in professional education who are: | | | | | |
|-------------------------------------------|------------------------------------------------------|------------|--------------------------------|------------|--------------------------------------------------|------------|
| | Teaching only undergraduate courses | | Teaching only graduate courses | | Teaching both undergraduate and graduate courses | |
| | Current year | Prior year | Current year | Prior year | Current year | Prior year |
| Total number of credit hours taught | 127 | 120 | 98 | 83 | 236 | 244 |
| Number of full-time faculty | 10 | 11 | 12 | 11 | 16 | 18 |
| Total number of courses taught(count each | 50 | 45 | 37 | 30 | 81 | 88 |

| | | | | | | |
|----------|--|--|--|--|--|--|
| section) | | | | | | |
|----------|--|--|--|--|--|--|

[Return to the main screen](#)



Professional Education Data System

Institution: **Columbus State University**

AACTE ID: 773

[Reports](#)



Print Center



FAQ



Help



Logout

Tenure and Non-Tenure Full-time Professional Education Faculty


B-5C Tenure of full-time professional education faculty in schools, colleges, or departments of education fall, 2007.

Does this professional education unit have a tenure track system? **Yes**

| Columbus State University | Number of non-tenured faculty | | | | | |
|---------------------------|-------------------------------|------------|-----------------|------------|---------------------|------------|
| | Number of faculty with tenure | | On tenure track | | Not on tenure track | |
| | Current year | Prior year | Current year | Prior year | Current year | Prior year |
| Professors | 11 | 9 | 0 | 0 | 0 | 0 |
| Associate professors | 6 | 6 | 7 | 7 | 0 | 0 |
| Assistant professors | 1 | 1 | 5 | 5 | 1 | 2 |
| Instructors | 0 | 0 | 0 | 0 | 5 | 6 |

| | | | | | | |
|------------------|-----------|-----------|-----------|-----------|----------|----------|
| Lecturers | 0 | 0 | 0 | 0 | 0 | 0 |
| No academic rank | 0 | 0 | 0 | 0 | 0 | 0 |
| Totals: | 18 | 16 | 12 | 12 | 6 | 8 |

[Return to the main screen](#)



Professional Education Data System

Institution: **Columbus State University**

AACTE ID: 773

[Reports](#)



Print Center



FAQ



Help



Logout

Revenues and Expenditures

B-6 Selected fiscal revenues and expenditures (for the fiscal year that ended June 30, 2007)

1. Total operating budget for the entire university, 2006-2007? **\$82,483,533.00**
2. Total amount allocated to the professional education unit? **\$4,335,971.00**

| Columbus State University | Institutional Total | | School, College, or Department of Education portion | |
|---------------------------|---------------------|------------|-----------------------------------------------------|------------|
| | Current year | Prior year | Current year | Prior year |
| REVENUE FROM | | | | |

| | | | | |
|--------------------------------------------------------------------|------------------------|------------------------|-----------------------|-----------------------|
| Private gifts, private grants and private contract | \$3,918,465.00 | \$4,009,409.00 | \$144,358.00 | \$101,125.00 |
| Endowment Income | \$306,804.00 | \$354,888.00 | \$0.00 | \$0.00 |
| Totals: | \$4,225,269.00 | \$4,364,297.00 | \$144,358.00 | \$101,125.00 |
| EXPENDITURES | | | | |
| Instruction | \$29,820,123.00 | \$27,447,171.00 | \$3,748,005.00 | \$3,457,524.00 |
| Research | \$0.00 | \$0.00 | \$0.00 | \$0.00 |
| Public Service | \$0.00 | \$0.00 | \$0.00 | \$0.00 |
| Academic support | \$7,335,473.00 | \$6,275,076.00 | \$514,160.00 | \$515,679.00 |
| Student Services | \$4,411,932.00 | \$4,378,108.00 | \$0.00 | \$0.00 |
| Totals: | \$41,567,528.00 | \$38,100,355.00 | \$4,262,165.00 | \$3,973,203.00 |

[Return to the main screen](#)

Instruction

Expenditures of the colleges, schools, departments, and other instructional divisions of the institution and expenditures for departmental research and public service that are not separately budgeted are included in this category. Includes expenditures for credit and noncredit activities. Excludes expenditures for academic administration where the primary function is administration (e.g., academic deans). Also includes general academic instruction, occupational and vocational instruction, special session instruction, community education, preparatory and adult basic education, and remedial and tutorial instruction conducted by the teaching faculty for the institution's students. (F) (CN)



Professional Education Data System

Institution: **Columbus State University**

AACTE ID: 773

[Reports](#)



Print Center



FAQ



Help



Logout

Technology Education and Distance Learning

B-7 Number of distance learning courses, total enrollment in distance learning, and number of distance learning programs offered.

B-7.1 Which of the following best describes the technology requirements for teacher candidates in your program(s)? :

- In order to complete the teacher education program, teacher candidates must demonstrate that they can deliver instruction using various technologies.
- Teacher candidates use various technologies as course requirements.
- There are no specific technology requirements for students in the education program.
- Other (please specify):

Most complete In

B-7.2 Which of the following best describes the technology used by education faculty members at your institution? :

- All education faculty members at our institution are required to incorporate various technologies into their courses.
- Most faculty members at our institution incorporate various technologies into their courses.
- Some faculty members at our institution incorporate various technologies into their courses.
- Other (please specify):

B-7.3 How closely does your school, college, or department of education (SCDE) partner with K-12 school districts in preparing teachers in technology use for instruction? :

- Our institution has a formal arrangement with one or more K-12 schools to provide technology-related professional development opportunities to teachers.
- Our institution provides occasional technology-related training to teachers in one or more K-12 schools, but it is not part of an ongoing professional development program.
- Our institution does not provide technology-related training to teachers in the K-12 schools.

B-7.4 Did your SCDE offer any college-level, credit-granting courses by means of distance education* in the 2007-2008 academic year?:

*Distance education refers to courses delivered to off-campus locations via live or prerecorded video, or computer technologies. Distance education excludes:

- Courses conducted exclusively on campus
- Courses conducted by written correspondence
- Courses for which the instructor travels to an off-campus site to deliver instruction in person.

- Yes - if so, please answer 5 below
- No

B-7.5 Please report the following SCDE data for your undergraduate and graduate distance education courses in the 12-month 2007-2008 academic year. :

| | Undergraduate | | Graduate | |
|------------------------------------------------|---------------|------------|--------------|------------|
| | Current year | Prior year | Current year | Prior year |
| Number of distance learning courses | 8 | 10 | 34 | 33 |
| Total enrollments in distance learning courses | 114 | 156 | 494 | 380 |
| Number of distance learning programs offered | 0 | 0 | 1 | 0 |

[Return to the main screen](#)