



## Professional Education Data System

Institution: **Columbus State University**

AACTE ID: 773

[Reports](#)



[Print Center](#)



[FAQ](#)



[Help](#)



[Logout](#)

## Institutional Data

[Institutional Data](#)

### A-1 Institutional Information Section

This information will be used in all official references to your institution.

**Institution Name:** Columbus State University

**Address 1:** 4225 University Avenue

**Address 2:**

**City:** Columbus

**State:** GA

**Zip:** 31907-5645

**Country:** USA

**Institution Phone:** (706) 568-2001

### A-2 Chief Executive Officer of Institution

Include complete address and phone number.

**CEO of Institution:** Frank D. Brown

**Title:** President

**Address 1:** 4225 University Avenue

**Address 2:**

**City:** Columbus

**State:** GA

**Zip:** 31907-5645

**Country:**

**Phone:** (706) 568-2211

**Fax:** (706) 568-2123

### **A-3 Name of professional education unit:**

Complete all that apply

**PE Unit Name:** College of Education

**PE Unit Name 2:**

**PE Unit Name 3:**

### **A-4 Designated head of professional education unit:**

Include complete address and phone number.

**PE Designated Head Name:** David Rock

**Title:** Dean

**Address 1:** 4225 University Avenue  
**Address 2:**  
**City:** Columbus  
**State:** GA  
**Zip:** 31907-5645  
**Country:** USA  
**Phone:** (706) 568-2212  
**Fax:** (706) 568-5015  
**Email:** rock\_david@colstate.edu

### A-5 Professional Education Unit Term

If the head of the Professional Education Unit differs from the person on the last PEDS report, when did his or her term begin?

**Term Began Month:** 07

**Term Began Year:** 2006

### A-6 Programs/Degrees Offered

Programs/degrees offered by the institution/consortium that prepare educational personnel (P-12):(check beside all degrees and recognized programs offered)

#### Programs/Degrees:

- Bachelors
- Post Bachelor`s or Master`s, Initial Teacher Preparation
- Post Bachelor`s or Master`s, Advanced Teacher Preparation
- CAS or Specialist
- Doctoral

Other (Please Describe)

**Degrees:**

Bachelors

Post Bachelor's or Master's, Initial Teacher Preparation

Post Bachelor's or Master's, Advanced Teacher Preparation

CAS or Specialist

Doctoral

Other (Please Describe)

## A-7 Total Student Licenses Headcount

Indicate the total headcount of students who received licenses, endorsements or degrees (education only) from your institution between July 1, 2005 and June 30, 2006 (Note: Do not double count).

**Totals:** 268

**Calculated:** 248 (based on the current data: B-3's and B-4's totals)

## A-8 Control

Control:(check only one)

Public

Private or Independent

### A-9 Institution Type

Type of Institution: (check only one)

A single-campus institution

A branch campus of a parent institution (please give name of parent institution)

A main campus (parent institution with one or more branch campuses and/or other campuses)

An administratively equal campus of an institutional system (please give the name of the system)

A consortium

### A-10 Units

Unit of credit awarded for completion of coursework: (check only one)

Semester Hour

Quarter Hour

Other (please describe)

### A-11 Accreditation/Affiliation

Institutional Accreditation and Affiliations (Please check one)

- AABC-American Association of Bible Colleges
- MIDDLE STATES Association of Colleges and Schools
- NEW ENGLAND Association of Schools and Colleges
- NORTH CENTRAL Association of Colleges and Schools
- NORTHWEST Association of Schools and Colleges
- SOUTHERN Association of Colleges and Schools
- WESTERN Association of Schools and Colleges

## A-12 Organizations

If the institution is a member of any of the following organizations, check the appropriate blank(s):

- CADREI: Council of Academic Deans from Research Education Institutions
- AILACTE: Association of Independent Liberal Arts Colleges for Teacher Education
- NAFEO: National Association for Equal Opportunity in Higher Education
- NCATE: National Council for Accreditation of Teacher Education
- TECSCU: Teacher Education Council of State Colleges and Universities
- Holmes Partnership
- HACU: Hispanic Association of Colleges and Universities
- TEAC: Teacher Education Council of State Colleges and Universities

## A-13 Calendar System

What is the predominant calendar system at this institution? (Check only one.)


- Semester
- Quarter
- Trimester
- Four-one-four (4-1-4)
- Continuous
- Other

### A-14 Contact Person

Contact person for the Professional Education Data System (i.e., the individual with responsibility for preparing this report)

**Name:** Sallie Averitt Miller  
**Title:** Assistant Dean and Professor  
**Institution:** Columbus State University  
**Address 1:** 310 Jordan Hall  
**Address 2:** 4225 University Avenue  
**City:** Columbus  
**State:** GA  
**Zip:** 31907-5645  
**Country:** USA  
**Phone:** (706)565-4071  
**Fax:** (706)568-5015  
**Email:** miller\_sallie@colstate.edu

[Return to the main screen](#)



## Professional Education Data System

Institution: **Columbus State University**

AACTE ID: 773

[Reports](#)



Print Center



FAQ



Help



Logout

### Institutional Undergraduate Enrollment

**B-1A** Institutional total undergraduate enrollment (CIP 99.0000) by gender and race/ethnicity categories as of the institutions official fall reporting date or as of October 15, 2006.

Columbus State University	Undergraduate Students			
	<u>Full-Time</u>		<u>Part-Time</u>	
	Current year	Prior year	Current year	Prior year
<b>Men</b>				
<a href="#">Nonresident alien (international)</a>	35	39	5	1
<a href="#">Black, non-Hispanic</a>	432	386	210	224
<a href="#">American Indian or Alaskan Native</a>	4	4	4	0
<a href="#">Asian or Pacific Islander</a>	37	36	11	9
<a href="#">Hispanic</a>	56	60	27	28



<a href="#">White, non-Hispanic</a>	1107	1041	510	584
<a href="#">Race/ethnicity unknown</a>	89	77	26	28
<b>Men total</b>	<b>1760</b>	<b>1643</b>	<b>793</b>	<b>874</b>
<b>Women</b>				
<a href="#">Nonresident alien (international)</a>	45	43	3	3
<a href="#">Black, non-Hispanic</a>	1007	967	558	521
<a href="#">American Indian or Alaskan Native</a>	7	8	5	7
<a href="#">Asian or Pacific Islander</a>	45	44	20	20
<a href="#">Hispanic</a>	95	78	45	38
<a href="#">White, non-Hispanic</a>	1552	1528	668	706
<a href="#">Race/ethnicity unknown</a>	108	103	53	41
<b>Women total</b>	<b>2859</b>	<b>2771</b>	<b>1352</b>	<b>1336</b>

[Return to the main screen](#)

### Race/ethnicity unknown

Category used to classify students or employees whose race/ethnicity is not known and whom institutions are unable to place in one of the specified racial/ethnic categories



Institution: **Columbus State University**

AACTE ID: 773

[Reports](#)



Print Center



FAQ



Help



Logout

## Institutional Graduate Enrollment

**B-1B** Institutional total graduate enrollment (CIP 99.0000) by gender and race/ethnicity categories as of the institutions official fall reporting date or as of October 15, 2006.

Columbus State University	Graduate Students			
	<a href="#">Full-Time</a>		<a href="#">Part-Time</a>	
	Current year	Prior year	Current year	Prior year
<b>Men</b>				
<a href="#">Nonresident alien (international)</a>	2	3	0	1
<a href="#">Black, non-Hispanic</a>	28	27	61	48
<a href="#">American Indian or Alaskan Native</a>	0	0	0	0
<a href="#">Asian or Pacific Islander</a>	5	2	5	6
<a href="#">Hispanic</a>	0	4	4	4
<a href="#">White, non-Hispanic</a>	84	78	187	183
<a href="#">Race/ethnicity unknown</a>	1	2	8	1
<b>Men total</b>	<b>120</b>	<b>116</b>	<b>265</b>	<b>243</b>
<b>Women</b>				
<a href="#">Nonresident alien (international)</a>	10	9	1	4
<a href="#">Black, non-Hispanic</a>	47	46	83	96

<a href="#">American Indian or Alaskan Native</a>	1	0	1	0
<a href="#">Asian or Pacific Islander</a>	2	3	7	4
<a href="#">Hispanic</a>	5	2	4	10
<a href="#">White, non-Hispanic</a>	104	113	176	196
<a href="#">Race/ethnicity unknown</a>	4	4	3	5
<b>Women total</b>	<b>173</b>	<b>177</b>	<b>275</b>	<b>315</b>

[Return to the main screen](#)

### Race/ethnicity unknown

Category used to classify students or employees whose race/ethnicity is not known and whom institutions are unable to place in one of the specified racial/ethnic categories



## Professional Education Data System

Institution: **Columbus State University**

AACTE ID: 773

[Reports](#)



Print Center



FAQ



Help



Logout

## Undergraduate Program Enrollment - Education Degrees

**B-2A** Undergraduate program enrollment (CIP 13.0000 ) by gender and race/ethnicity as of the institutions official fall reporting date or as of October 15, 2006.



Help flowchart

Columbus State University	Undergraduate Students			
	<a href="#">Full-Time</a>		<a href="#">Part-Time</a>	
	Current year	Prior year	Current year	Prior year
<b>Men</b>				
<a href="#">Nonresident alien (international)</a>	1	0	0	0
<a href="#">Black, non-Hispanic</a>	38	39	20	27
<a href="#">American Indian or Alaskan Native</a>	0	2	0	0
<a href="#">Asian or Pacific Islander</a>	3	1	0	0
<a href="#">Hispanic</a>	6	5	0	5
<a href="#">White, non-Hispanic</a>	145	145	33	44
<a href="#">Race/ethnicity unknown</a>	7	10	2	3
<b>Men total</b>	<b>200</b>	<b>202</b>	<b>55</b>	<b>79</b>
<b>Women</b>				
<a href="#">Nonresident alien (international)</a>	2	2	1	1
<a href="#">Black, non-Hispanic</a>	124	133	70	83
<a href="#">American Indian or Alaskan Native</a>	0	3	3	2
<a href="#">Asian or Pacific Islander</a>	4	4	2	1
<a href="#">Hispanic</a>	12	10	9	5
<a href="#">White, non-Hispanic</a>	411	393	133	160
<a href="#">Race/ethnicity unknown</a>	12	14	10	7

Women total	565	559	228	259
-------------	-----	-----	-----	-----

[Return to the main screen](#)

### White, non-Hispanic

A person having origins in any of the original peoples of Europe, North Africa, or the Middle East (except those of Hispanic origin)



## Professional Education Data System

Institution: **Columbus State University**

AACTE ID: 773

[Reports](#)



Print Center



FAQ



Help



Logout

## Undergraduate Program Enrollment - Non-Education Degrees

**B-2B** Undergraduate program enrollment of students that have been formally admitted in professional education programs by gender and race/ethnicity as of the institutions official fall reporting date or as of October 15, 2006. See Q&A for definition



[Help flowchart](#)

Columbus State University	<b>Undergraduate Students</b>			
	<a href="#">Full-Time</a>		<a href="#">Part-Time</a>	
	Current year	Prior year	Current year	Prior year

Men				
<a href="#">Nonresident alien (international)</a>	0	0	0	0
<a href="#">Black, non-Hispanic</a>	0	1	0	0
<a href="#">American Indian or Alaskan Native</a>	0	0	0	0
<a href="#">Asian or Pacific Islander</a>	0	0	0	0
<a href="#">Hispanic</a>	1	1	3	3
<a href="#">White, non-Hispanic</a>	3	0	0	0
<a href="#">Race/ethnicity unknown</a>	0	0	0	0
Men total	<b>4</b>	<b>2</b>	<b>3</b>	<b>3</b>
Women				
<a href="#">Nonresident alien (international)</a>	1	0	0	1
<a href="#">Black, non-Hispanic</a>	2	3	2	1
<a href="#">American Indian or Alaskan Native</a>	0	0	0	0
<a href="#">Asian or Pacific Islander</a>	0	0	0	0
<a href="#">Hispanic</a>	2	1	5	4
<a href="#">White, non-Hispanic</a>	8	5	2	4
<a href="#">Race/ethnicity unknown</a>	1	0	2	0
Women total	<b>14</b>	<b>9</b>	<b>11</b>	<b>10</b>

[Return to the main screen](#)

A person who is not a citizen or national of the United States and who is in this country on a visa or temporary basis and does not have the right to remain indefinitely.



## Professional Education Data System

Institution: Columbus State University

AACTE ID: 773

[Reports](#)



Print Center



FAQ



Help



Logout

## Graduate Program Enrollment - Education Degrees

**B-2C** Graduate program enrollment (CIP 13.0000 ) by gender and race/ethnicity as of the institutions official fall reporting date or as of October 15, 2006.



[Help flowchart](#)

Columbus State University	Graduate Students			
	<a href="#">Full-Time</a>		<a href="#">Part-Time</a>	
	Current year	Prior year	Current year	Prior year
Men				
<a href="#">Nonresident alien (international)</a>	1	0	0	0
<a href="#">Black, non-Hispanic</a>	5	11	12	7
<a href="#">American Indian or Alaskan Native</a>	0	0	0	0
<a href="#">Asian or Pacific Islander</a>	0	0	0	1

<a href="#">Hispanic</a>	0	2	2	2
<a href="#">White, non-Hispanic</a>	39	34	37	41
<a href="#">Race/ethnicity unknown</a>	1	0	0	0
<b>Men total</b>	<b>46</b>	<b>47</b>	<b>51</b>	<b>51</b>
<b>Women</b>				
<a href="#">Nonresident alien (international)</a>	1	0	0	2
<a href="#">Black, non-Hispanic</a>	22	20	32	36
<a href="#">American Indian or Alaskan Native</a>	0	0	0	0
<a href="#">Asian or Pacific Islander</a>	2	2	2	3
<a href="#">Hispanic</a>	1	0	2	3
<a href="#">White, non-Hispanic</a>	86	84	91	112
<a href="#">Race/ethnicity unknown</a>	2	2	2	3
<b>Women total</b>	<b>114</b>	<b>108</b>	<b>129</b>	<b>159</b>

[Return to the main screen](#)

### American Indian or Alaskan Native

A person having origins in any of the original peoples of North America and who maintains cultural identification through tribal affiliation or community recognition.





# Professional Education Data System

Institution: **Columbus State University**

AACTE ID: 773

[Reports](#)



Print Center



FAQ



Help



Logout

## Graduate Program Enrollment - Non-Education Degrees

**B-2D** Graduate program enrollment of students that have been formally admitted and enrolled in professional education programs by gender and race/ethnicity as of the institutions official fall reporting date or as of October 15, 2006. See Q&A for definition



[Help flowchart](#)

Columbus State University	Graduate Students			
	<a href="#">Full-Time</a>		<a href="#">Part-Time</a>	
	Current year	Prior year	Current year	Prior year
<b>Men</b>				
<a href="#">Nonresident alien (international)</a>	0	0	0	0
<a href="#">Black, non-Hispanic</a>	0	0	0	0
<a href="#">American Indian or Alaskan Native</a>	0	0	0	0
<a href="#">Asian or Pacific Islander</a>	0	0	0	0
<a href="#">Hispanic</a>	0	0	0	0
<a href="#">White, non-Hispanic</a>	0	0	0	0
<a href="#">Race/ethnicity unknown</a>	0	0	0	0
<b>Men total</b>	<b>0</b>	<b>0</b>	<b>0</b>	<b>0</b>

Women				
<a href="#">Nonresident alien (international)</a>	0	0	0	0
<a href="#">Black, non-Hispanic</a>	0	0	0	0
<a href="#">American Indian or Alaskan Native</a>	0	0	0	0
<a href="#">Asian or Pacific Islander</a>	0	0	0	0
<a href="#">Hispanic</a>	0	0	0	0
<a href="#">White, non-Hispanic</a>	0	0	0	0
<a href="#">Race/ethnicity unknown</a>	0	0	0	0
Women total	0	0	0	0

[Return to the main screen](#)

### Race/ethnicity unknown

Category used to classify students or employees whose race/ethnicity is not known and whom institutions are unable to place in one of the specified racial/ethnic categories



## Professional Education Data System

Institution: Columbus State University

AACTE ID: 773

[Reports](#)



Print Center



FAQ



Help



Logout

## Bachelor`s Level Initial Teacher Preparation

### Number of degrees 2005-2006

**B-3A** Postsecondary Completion in Education Programs (CIP 13.0000) Awards/Degrees conferred between July 1, 2005 and June 30, 2006, by Gender and Race/ethnicity.




[Help flowchart](#)

<a href="#">IPEDS CIP code</a>	Program area	Did you offer this program? Yes / No	<a href="#">Nonresident alien (international)</a>		<a href="#">Black, non-Hispanic</a>		<a href="#">American Indian or Alaskan Native</a>		<a href="#">Asian or Pacific Islander</a>		<a href="#">Hispanic</a>		<a href="#">White, non-Hispanic</a>		<a href="#">Race/ethnicity unknown</a>		Total students	
			M	W	M	W	M	W	M	W	M	W	M	W	M	W	M	W
<a href="#">13.1210</a>	Early Childhood Education and Teaching	Y	0	0	1	6	0	1	0	1	0	0	1	33	0	1	2	42
<a href="#">13.1302</a>	Art Teacher Education.	Y	0	0	0	1	0	0	0	0	0	0	0	3	0	0	0	4
<a href="#">13.1305</a>	English/Language Arts Teacher Education.	Y	0	0	0	1	0	0	0	0	0	0	1	5	0	0	1	6
<a href="#">13.1311</a>	Mathematics Teacher Education.	Y	0	0	0	0	0	0	0	0	0	0	1	2	0	0	1	2
<a href="#">13.1312</a>	Music Teacher Education.	Y	0	0	0	0	0	0	0	0	0	0	4	5	0	0	4	5
<a href="#">13.1314</a>	Physical Education Teaching and Coaching.	Y	0	1	0	1	0	0	0	0	0	0	5	1	0	0	5	3

<a href="#">13.1316</a>	Science Teacher Education/General Science Teacher Education.	Y	0	0	0	0	0	0	0	0	0	0	0	0	1	0	0	0	1
<a href="#">13.1318</a>	Social Studies Teacher Education.	Y	0	0	0	0	0	0	0	0	0	0	0	0	0	0	0	0	0
<a href="#">13.1328</a>	History Teacher Education.	Y	0	0	1	0	0	0	0	0	0	0	2	2	0	0	3	2	
<a href="#">13.XXXX</a>	All other education program(s)	Y	0	0	1	4	0	0	0	0	0	1	2	14	0	0	3	19	
<b>Totals:</b>			<b>0</b>	<b>1</b>	<b>3</b>	<b>13</b>	<b>0</b>	<b>1</b>	<b>0</b>	<b>1</b>	<b>0</b>	<b>1</b>	<b>16</b>	<b>66</b>	<b>0</b>	<b>1</b>	<b>19</b>	<b>84</b>	
Last year totals:			0	0	0	8	0	1	0	1	0	1	9	76	0	2	9	89	

[Return to the main screen](#)



## Professional Education Data System

Institution: Columbus State University

AACTE ID: 773

[Reports](#)



Print Center



FAQ



Help



Logout



<a href="#">13.1312</a>	Music Teacher Education.	Y	0	0	0	0	0	0	0	0	0	0	0	0	0	0	0	0	0
<a href="#">13.1314</a>	Physical Education Teaching and Coaching.	Y	0	0	0	0	0	0	0	0	0	0	0	0	0	0	0	0	0
<a href="#">13.1316</a>	Science Teacher Education/General Science Teacher Education.	Y	0	0	0	0	0	0	0	0	0	0	0	0	0	0	0	0	0
<a href="#">13.XXXX</a>	All other education program(s)	Y	0	0	1	2	0	0	0	0	0	0	1	3	0	0	2	5	
<b>Totals:</b>			<b>0</b>	<b>0</b>	<b>1</b>	<b>2</b>	<b>0</b>	<b>0</b>	<b>0</b>	<b>0</b>	<b>0</b>	<b>0</b>	<b>2</b>	<b>5</b>	<b>0</b>	<b>0</b>	<b>3</b>	<b>7</b>	
Last year totals:			0	1	3	22	0	0	0	1	0	0	29	41	2	1	34	66	

[Return to the main screen](#)



## Professional Education Data System

Institution: Columbus State University

AACTE ID: 773

[Reports](#)



Print Center



FAQ



Help



Logout

**Post-Bachelor's or Master's Level Advanced Preparation**

**Number of degrees 2005-2006**

**B-3C** Postsecondary Completion in Education Programs (CIP 13.0000) Awards/Degrees conferred between July 1, 2005 and June 30, 2006, by Gender and Race/ethnicity.



[Help flowchart](#)

<a href="#">IPEDS CIP code</a>	Program area	Did you offer this program? Yes / No	<a href="#">Nonresident alien (international)</a>		<a href="#">Black, non-Hispanic</a>		<a href="#">American Indian or Alaskan Native</a>		<a href="#">Asian or Pacific Islander</a>		<a href="#">Hispanic</a>		<a href="#">White, non-Hispanic</a>		<a href="#">Race/ethnicity unknown</a>		Total students	
			M	W	M	W	M	W	M	W	M	W	M	W	M	W	M	W
<a href="#">13.0401</a>	Education Leadership and Administration, General.	Y	0	0	1	2	0	0	0	0	1	0	2	7	0	0	4	9
<a href="#">13.0501</a>	Educational/Instructional Media Design.	Y	0	0	0	0	0	0	0	0	0	0	0	0	0	0	0	0
<a href="#">13.1101</a>	Counselor Education/School Counseling and Guidance Service.	Y	0	1	3	7	0	0	0	0	0	0	5	10	1	0	9	18
<a href="#">13.1210</a>	Early Childhood Education and Teaching	Y	0	0	0	0	0	0	0	0	0	0	3	3	0	0	3	3
<a href="#">13.1302</a>	Art Teacher Education.	Y	0	0	0	0	0	0	0	1	0	0	0	1	0	0	0	2
<a href="#">13.1305</a>	English/Language Arts Teacher Education.	Y	0	0	1	3	0	0	0	0	0	0	1	4	0	0	2	7
<a href="#">13.1311</a>	Mathematics Teacher Education.	Y	0	0	0	1	0	0	0	0	0	0	0	2	0	0	0	3
<a href="#">13.1312</a>	Music Teacher Education.	Y	0	0	0	0	0	0	0	0	0	0	1	1	0	0	1	1
<a href="#">13.1314</a>	Physical Education	Y	0	0	0	0	0	0	0	0	0	0	1	4	0	0	1	4

	Teaching and Coaching.																			
<a href="#">13.1316</a>	Science Teacher Education/General Science Teacher Education.	Y	0	0	0	1	0	0	0	0	0	0	0	0	0	0	0	0	0	
<a href="#">13.XXXX</a>	All other education program(s)	Y	0	0	2	4	0	0	0	0	0	1	4	23	0	0	0	0	0	
<b>Totals:</b>			<b>0</b>	<b>1</b>	<b>7</b>	<b>18</b>	<b>0</b>	<b>0</b>	<b>0</b>	<b>1</b>	<b>1</b>	<b>1</b>	<b>17</b>	<b>55</b>	<b>1</b>	<b>0</b>	<b>0</b>	<b>0</b>	<b>0</b>	
Last year totals:			0	0	1	13	1	0	0	0	0	3	7	29	0	0	0	0	9	45

[Return to the main screen](#)



## Professional Education Data System

Institution: Columbus State University

AACTE ID: 773

[Reports](#)



Print Center



FAQ



Help



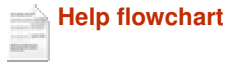
Logout

## CAS/Specialist Level Advanced Preparation

### Number of degrees 2005-2006


**B-3D** Postsecondary Completion in Education Programs (CIP 13.0000) Awards/Degrees conferred between July 1, 2005 and June 30, 2006, by Gender and Race/ethnicity.





Help flowchart

IPEDS CIP code	Program area	Did you offer this program?	Nonresident alien (international)		Black, non-Hispanic		American Indian or Alaskan Native		Asian or Pacific Islander		Hispanic		White, non-Hispanic		Race/ethnicity unknown		Total students	
		Yes / No	M	W	M	W	M	W	M	W	M	W	M	W	M	W	M	W
<a href="#">13.0401</a>	Education Leadership and Administration, General.	Y	0	0	0	1	0	0	0	0	0	0	6	16	0	0	6	17
<a href="#">13.1101</a>	Counselor Education/School Counseling and Guidance Service.	Y	0	0	0	0	0	0	0	0	0	0	0	1	0	0	0	1
<a href="#">13.1305</a>	English/Language Arts Teacher Education.	Y	0	0	0	1	0	0	0	0	0	0	0	1	0	0	0	2
<a href="#">13.1311</a>	Mathematics Teacher Education.	Y	0	0	0	0	0	0	1	0	0	0	0	0	0	0	1	0
<a href="#">13.1316</a>	Science Teacher Education/General Science Teacher Education.	Y	0	0	0	0	0	0	0	0	0	0	0	1	0	0	0	1
<a href="#">13.XXXX</a>	All other education program(s)	Y	0	0	0	3	0	0	0	0	0	0	0	2	0	0	0	5
<b>Totals:</b>			<b>0</b>	<b>0</b>	<b>0</b>	<b>5</b>	<b>0</b>	<b>0</b>	<b>1</b>	<b>0</b>	<b>0</b>	<b>0</b>	<b>6</b>	<b>21</b>	<b>0</b>	<b>0</b>	<b>7</b>	<b>26</b>
Last year totals:			0	0	3	10	0	0	0	0	0	0	7	25	0	0	10	35



## Professional Education Data System

Institution: Columbus State University

AACTE ID: 773

[Reports](#)



Print Center



FAQ



Help



Logout

## Professional Education Faculty

**B-5A** Number of professional education faculty members in each category, Fall, 2006.


Columbus State University	<u>Full-Time</u>		<u>Part-Time</u>		<u>Adjunct Faculty</u>	
	Current year	Prior year	Current year	Prior year	Current year	Prior year
<b>Men</b>						
<u>Nonresident alien (international)</u>	0	0	0	0	0	0
<u>Black, non-Hispanic</u>	1	1	0	0	0	0
<u>American Indian or Alaskan Native</u>	0	0	0	0	0	0
<u>Asian or Pacific Islander</u>	0	0	0	0	0	0
<u>Hispanic</u>	1	1	0	0	0	0
<u>White, non-Hispanic</u>	12	15	12	7	0	0
<u>Race/ethnicity unknown</u>	1	0	0	0	0	0
<b>Men total</b>	<b>15</b>	<b>17</b>	<b>12</b>	<b>7</b>	<b>0</b>	<b>0</b>

Women						
<a href="#">Nonresident alien (international)</a>	0	0	0	0	0	0
<a href="#">Black, non-Hispanic</a>	5	2	1	0	0	0
<a href="#">American Indian or Alaskan Native</a>	0	0	0	0	0	0
<a href="#">Asian or Pacific Islander</a>	0	0	0	0	0	0
<a href="#">Hispanic</a>	0	0	0	0	0	0
<a href="#">White, non-Hispanic</a>	16	22	31	39	0	0
<a href="#">Race/ethnicity unknown</a>	0	0	0	1	0	0
<b>Women total</b>	<b>21</b>	<b>24</b>	<b>32</b>	<b>40</b>	<b>0</b>	<b>0</b>

[Return to the main screen](#)

### Asian or Pacific Islander

A person having origins in any of the original peoples of the Far East, Southeast Asia, the Indian Subcontinent, or Pacific Islands. This includes people from China, Japan, Korea, the Philippine Islands, American Samoa, India, and Vietnam.



## Professional Education Data System

Institution: **Columbus State University**

AACTE ID: 773

[Reports](#)



Print Center



FAQ



Help



Logout

## Faculty Counts and Teaching Loads

**B-5B** Faculty counts and teaching loads for faculty members appointed full-time in professional education, Fall, 2006.

Columbus State University	Full-time faculty in professional education who are:					
	Teaching only undergraduate courses		Teaching only graduate courses		Teaching both undergraduate and graduate courses	
	Current year	Prior year	Current year	Prior year	Current year	Prior year
Total number of credit hours taught	120	86	83	90	244	314
Number of full-time faculty	11	10	11	10	18	21
Total number of courses taught(count each section)	45	40	30	33	88	109

[Return to the main screen](#)



## Professional Education Data System

Institution: **Columbus State University**

AACTE ID: 773

[Reports](#)



Print Center



FAQ



Help



Logout


## Tenure and Non-tenure Full-time Professional Education Faculty

**B-5C** Tenure of full-time professional education faculty in schools, colleges or departments of education, Fall, 2006.

Does this professional education unit have a tenure track system? **Yes**

Columbus State University	Number of non-tenured faculty					
	Number of faculty with tenure		On tenure track		Not on tenure track	
	Current year	Prior year	Current year	Prior year	Current year	Prior year
Professors	9	10	0	1	0	0
Associate professors	6	9	7	6	0	1
Assistant professors	1	1	5	6	2	5
Instructors	0	0	0	1	6	1
Lecturers	0	0	0	0	0	0
No academic rank	0	0	0	0	0	0
<b>Totals:</b>	<b>16</b>	<b>20</b>	<b>12</b>	<b>14</b>	<b>8</b>	<b>12</b>

[Return to the main screen](#)



## Professional Education Data System

Institution: Columbus State University

AACTE ID: 773

[Reports](#)



## Revenues and Expenditures

**B-6** Selected fiscal revenues and expenditures (for the fiscal year that ended June 30, 2006)

- |   |                        |
|---|------------------------|
| 1. Total operating budget for the entire university, 2005-2006? | <b>\$75,797,809.00</b> |
| 2. Total amount allocated to the professional education unit?   | <b>\$4,045,095.00</b>  |

Columbus State University	Institutional Total		School, College, or Department of Education portion	
	Current year	Prior year	Current year	Prior year
<b>REVENUE FROM</b>				
<a href="#">Private gifts, private grants and private contract</a>	\$4,009,409.00	\$4,598,153.00	\$101,125.00	\$107,853.00
<a href="#">Endowment Income</a>	\$354,888.00	\$214,861.00	\$0.00	\$0.00
<b>Totals:</b>	<b>\$4,364,297.00</b>	<b>\$4,813,014.00</b>	<b>\$101,125.00</b>	<b>\$107,853.00</b>
<b>EXPENDITURES</b>				
<a href="#">Instruction</a>	\$27,447,171.00	\$25,240,030.00	\$3,457,524.00	\$3,255,217.00
<a href="#">Research</a>	\$0.00	\$0.00	\$0.00	\$0.00
<a href="#">Public Service</a>	\$0.00	\$0.00	\$0.00	\$0.00
<a href="#">Academic support</a>	\$6,275,076.00	\$6,312,415.00	\$515,679.00	\$588,943.00
<a href="#">Student Services</a>	\$4,378,108.00	\$3,755,379.00	\$0.00	\$0.00
<b>Totals:</b>	<b>\$38,100,355.00</b>	<b>\$35,307,824.00</b>	<b>\$3,973,203.00</b>	<b>\$3,844,160.00</b>

[Return to the main screen](#)

Consists of (1) the unrestricted income of endowment and similar funds (2) restricted income of endowment and similar funds to the extent expended for current operating purposes, and (3) income from funds held in trust by others under irrevocable trusts. Excludes capital gains or losses unless the institution has adopted a spending formula by which it expends not only the yield but also a prudent portion of the appreciation of the principle. Gains spent for current operations are treated as transfers rather than as endowment income.



## Professional Education Data System

Institution: **Columbus State University**

AACTE ID: 773

[Reports](#)



Print Center



FAQ



Help



Logout

## Technology Education and Distance Learning

**B-7** Number of distance learning courses, total enrollment in distance learning, and number of distance learning programs offered

**B-7.1** Which of the following best describe the technology requirements for teacher candidates in your program(s)? :

- In order to complete the teacher education program, teacher candidates must demonstrate that they can deliver instruction using various technologies.
- Teacher candidates use various technologies as course requirements.
- There are no specific technology requirements for students in the education program.
- Other (please specify):

Must complete In

**B-7.2 Which of the following best describe the technology used by education faculty members at your institution? :**

- All education faculty members at our institution are required to incorporate various technologies into their courses.
- Most faculty members at our institution incorporate various technologies into their courses.
- Some faculty members at our institution incorporate various technologies into their courses.
- Other (please specify):

**B-7.3 How closely does your School, College and Department of Education (SCDE) partner with K-12 school districts in preparing teachers in technology use for instruction? :**

- Our institution has a formal arrangement with one or more K-12 schools to provide technology-related professional development opportunities to teachers.
- Our institution provides occasional technology-related training to teachers in one or more K-12 schools, but it is not part of an ongoing professional development program.
- Our institution does not provide technology-related training to teachers in the K-12 schools.

**B-7.4 Did your SCDE offer any college-level, credit-granting courses by means of distance education\* in 2006-2007 academic year?:**

- Yes - if so, please answer 5 below
- No



**B-7.5 Please report the following SCDE data for your undergraduate and graduate distance education courses in the 12-month 2006-2007 academic year. :**

\* Distance education refers to courses delivered to off-campus locations via live or prerecorded video, or computer technologies. Distance education excludes:

- Courses conducted exclusively on campus
- Courses conducted by written correspondence
- Courses for which the instructor travels to an off-campus site to deliver instruction in person.

Columbus State University	Undergraduate		Graduate	
	Current year	Prior year	Current year	Prior year
	Number of distance learning courses	10	10	33
Total enrollments in distance learning courses	156	200	380	336
Number of distance learning programs offered	0	0	0	1

[Return to the main screen](#)