



Professional Education Data System

Institution: **Columbus State University**

AACTE ID: 773

[Reports](#)



Print Center



FAQ



Help



Logout

Institutional Data

[Institutional Data](#)

A-1 Institutional Information Section

This information will be used in all official references to your institution.

Institution Name: Columbus State University

Address 1: 4225 University Avenue

Address 2:

City: Columbus

State: GA

Zip: 31907-5645

Country: USA

Institution Phone: (706) 568-2001

A-2 Chief Executive Officer of Institution

Include complete address and phone number.

CEO of Institution: Frank D. Brown

Title: President

Address 1: 4225 University Avenue

Address 2:

City: Columbus

State: GA

Zip: 31907-5645

Country:

Phone: (706) 568-2211

Fax: (706) 568-2123

A-3 Name of professional education unit:

Complete all that apply

PE Unit Name: College of Education

PE Unit Name 2:

PE Unit Name 3:

A-4 Designated head of professional education unit:

Include complete address and phone number.

PE Designated Head Name: David Rock

Title: Dean

Address 1: 4225 University Avenue
Address 2:
City: Columbus
State: GA
Zip: 31907-5645
Country: USA
Phone: (706) 568-2212
Fax: (706) 568-5015
Email: rock_david@colstate.edu

A-5 Professional Education Unit Term

If the head of the Professional Education Unit differs from the person on the last PEDS report, when did his or her term begin?

Term Began Month: 07

Term Began Year: 2006

A-6 Programs/Degrees Offered

Programs/degrees offered by the institution/consortium that prepare educational personnel (P-12):(check beside all degrees and recognized programs offered)

Programs/Degrees:

- Bachelors
- Post Bachelor's or Master's, Initial Teacher Preparation
- Post Bachelor's or Master's, Advanced Teacher Preparation
- CAS or Specialist
- Doctoral

Other (Please describe)

Degrees:

Bachelors

Post Bachelor's or Master's, Initial Teacher Preparation

Post Bachelor's or Master's, Advanced Teacher Preparation

CAS or Specialist

Doctoral

Other (Please describe)

A-7 Total Student Licenses Headcount

Indicate the total headcount of students who received licenses, endorsements or degrees (education only) from your institution between July 1, 2004 and June 30, 2005 (Note: Do not double count).

Totals: 319

Calculated: 298 (based on the current data: B-3's and B-4's totals)

A-8 Control

Control:(check only one)

Public

Private or Independent

A-9 Institution Type

Type of Institution: (check only one)

A single-campus institution

A branch campus of a parent institution (please give name of parent institution)

A main campus (parent institution with one or more branch campuses and/or other campuses)

An administratively equal campus of an institutional system (please give the name of the system)

A consortium

A-10 Units

Unit of credit awarded for completion of coursework: (check only one)

Semester Hour

Quarter Hour

Other (please describe)

A-11 Accreditation/Affiliation

Institutional Accreditation and Affiliations (Please check one)

- AABC-American Association of Bible Colleges
- MIDDLE STATES Association of Colleges and Schools
- NEW ENGLAND Association of Schools and Colleges
- NORTH CENTRAL Association of Colleges and Schools
- NORTHWEST Association of Schools and Colleges
- SOUTHERN Association of Colleges and Schools
- WESTERN Association of Schools and Colleges

A-12 Organizations

If the institution is a member of any of the following organizations, check the appropriate blank(s):

- CADREI: Council of Academic Deans from Research Education Institutions
- AILACTE: Association of Independent Liberal Arts Colleges for Teacher Education
- NAFEO: National Association for Equal Opportunity in Higher Education
- NCATE: National Council for Accreditation of Teacher Education
- TECSCU: Teacher Education Council of State Colleges and Universities
- Holmes Partnership
- HACU: Hispanic Association of Colleges and Universities
- TEAC: Teacher Education Council of State Colleges and Universities

A-13 Calendar System

What is the predominant calendar system at this institution? (Check only one.)


- Semester
- Quarter
- Trimester
- Four-one-four (4-1-4)
- Continuous
- Other

A-14 Contact Person

Contact person for the Professional Education Data System (i.e., the individual with responsibility for preparing this report)

Name: Carolyn M. Cartledge
Title: Assistant to the Dean
Institution: Columbus State University
Address 1: 334 Jordan Hall
Address 2: 4225 University Avenue
City: Columbus
State: GA
Zip: 31907-5645
Country: USA
Phone: (706) 568-2470
Fax: (706) 568-5088
Email: cartledge_carolyn@colstate.edu

[Return to the main screen](#)



Professional Education Data System

Institution: **Columbus State University**

AACTE ID: **773**

[Reports](#)



[Print Center](#)



[FAQ](#)



[Help](#)



[Logout](#)

Institutional Data

[Institutional Data](#)

A-1 Institutional Information Section

This information will be used in all official references to your institution.

Institution Name: Columbus State University

Address 1: 4225 University Avenue

Address 2:

City: Columbus

State: GA

Zip: 31907-5645

Country: USA

Institution Phone: (706) 568-2001

A-2 Chief Executive Officer of Institution

Include complete address and phone number.

CEO of Institution: Frank D. Brown

Title: President

Address 1: 4225 University Avenue

Address 2:

City: Columbus

State: GA

Zip: 31907-5645

Country:

Phone: (706) 568-2211

Fax: (706) 568-2123

A-3 Name of professional education unit:

Complete all that apply

PE Unit Name: College of Education

PE Unit Name 2:

PE Unit Name 3:

A-4 Designated head of professional education unit:

Include complete address and phone number.

PE Designated Head Name: David Rock
Title: Dean
Address 1: 4225 University Avenue
Address 2:
City: Columbus
State: GA
Zip: 31907-5645
Country: USA
Phone: (706) 568-2212
Fax: (706) 568-5015
Email: rock_david@colstate.edu

A-5 Professional Education Unit Term

If the head of the Professional Education Unit differs from the person on the last PEDS report, when did his or her term begin?

Term Began Month: 07

Term Began Year: 2006

A-6 Programs/Degrees Offered

Programs/degrees offered by the institution/consortium that prepare educational personnel (P-12):(check beside all degrees and recognized programs offered)

Programs/Degrees:

- Bachelors
- Post Bachelor`s or Master`s, Initial Teacher Preparation
- Post Bachelor`s or Master`s, Advanced Teacher Preparation

- CAS or Specialist
- Doctoral
- Other (Please describe)

Degrees:

- Bachelors
- Post Bachelor`s or Master`s, Initial Teacher Preparation
- Post Bachelor`s or Master`s, Advanced Teacher Preparation
- CAS or Specialist
- Doctoral
- Other (Please describe)

A-7 Total Student Licenses Headcount

Indicate the total headcount of students who received licenses, endorsements or degrees (education only) from your institution between July 1, 2004 and June 30, 2005 (Note: Do not double count).

Totals: 319

Calculated: 298 (based on the current data: B-3's and B-4's totals)

A-8 Control

Control:(check only one)

- Public
- Private or Independent

A-9 Institution Type

Type of Institution: (check only one)

- A single-campus institution
- A branch campus of a parent institution (please give name of parent institution)
- A main campus (parent institution with one or more branch campuses and/or other campuses)
- An administratively equal campus of an institutional system (please give the name of the system)
- A consortium

A-10 Units

Unit of credit awarded for completion of coursework: (check only one)

- Semester Hour
- Quarter Hour
- Other (please describe)

A-11 Accreditation/Affiliation

Institutional Accreditation and Affiliations (Please check one)

- AABC-American Association of Bible Colleges
- MIDDLE STATES Association of Colleges and Schools
- NEW ENGLAND Association of Schools and Colleges
- NORTH CENTRAL Association of Colleges and Schools
- NORTHWEST Association of Schools and Colleges
- SOUTHERN Association of Colleges and Schools
- WESTERN Association of Schools and Colleges

A-12 Organizations

If the institution is a member of any of the following organizations, check the appropriate blank(s):

- CADREI: Council of Academic Deans from Research Education Institutions
- AILACTE: Association of Independent Liberal Arts Colleges for Teacher Education
- NAFEO: National Association for Equal Opportunity in Higher Education
- NCATE: National Council for Accreditation of Teacher Education
- TECSCU: Teacher Education Council of State Colleges and Universities
- Holmes Partnership
- HACU: Hispanic Association of Colleges and Universities
- TEAC: Teacher Education Council of State Colleges and Universities

A-13 Calendar System

What is the predominant calendar system at this institution? (Check only one.)

- Semester
- Quarter
- Trimester
- Four-one-four (4-1-4)
- Continuous
- Other

A-14 Contact Person

Contact person for the Professional Education Data System (i.e., the individual with responsibility for preparing this report)

Name: Carolyn M. Cartledge
Title: Assistant to the Dean
Institution: Columbus State University
Address 1: 334 Jordan Hall
Address 2: 4225 University Avenue
City: Columbus
State: GA
Zip: 31907-5645
Country: USA
Phone: (706) 568-2470
Fax: (706) 568-5088

Email: cartledge_carolyn@colstate.edu

[Return to the main screen](#)



Professional Education Data System

Institution: Columbus State University

AACTE ID: 773

[Reports](#)



Print Center



FAQ



Help



Logout

Institutional Undergraduate Enrollment

B-1A Institutional total undergraduate enrollment (CIP 99.0000) by gender and race/ethnicity categories as of the institutions official fall reporting date or as of October 15, 2005.

Columbus State University	Undergraduate Students			
	Full-Time		Part-Time	
	Current year	Prior year	Current year	Prior year
Men				
Nonresident alien (international)	39	35	1	3
Black, non-Hispanic	386	360	224	196
American Indian or Alaskan Native	4	5	0	2
Asian or Pacific Islander	36	35	9	9

Hispanic	60	68	28	30
White, non-Hispanic	1041	1002	584	523
Race/ethnicity unknown	77	66	28	23
Men total	1643	1571	874	786
Women				
Nonresident alien (international)	43	41	3	5
Black, non-Hispanic	967	917	521	428
American Indian or Alaskan Native	8	10	7	6
Asian or Pacific Islander	44	59	20	19
Hispanic	78	87	38	38
White, non-Hispanic	1528	1422	706	781
Race/ethnicity unknown	103	92	41	38
Women total	2771	2628	1336	1315

[Return to the main screen](#)



Professional Education Data System

Institution: Columbus State University

AACTE ID: 773

[Reports](#)



Print Center



FAQ



Help



Logout

Institutional Graduate Enrollment

B-1B Institutional total graduate enrollment (CIP 99.0000) by gender and race/ethnicity categories as of the institutions official fall reporting date or as of October 15, 2005.

Columbus State University	Graduate Students			
	<u>Full-Time</u>		<u>Part-Time</u>	
	Current year	Prior year	Current year	Prior year
Men				
Nonresident alien (international)	3	6	1	1
Black, non-Hispanic	27	18	48	47
American Indian or Alaskan Native	0	0	0	0
Asian or Pacific Islander	2	0	6	4
Hispanic	4	0	4	4
White, non-Hispanic	78	63	183	248
Race/ethnicity unknown	2	1	1	3
Men total	116	88	243	307
Women				
Nonresident alien (international)	9	5	4	3
Black, non-Hispanic	46	60	96	92
American Indian or Alaskan Native	0	0	0	1
Asian or Pacific Islander	3	1	4	4

Hispanic	2	2	10	7
White, non-Hispanic	113	95	196	255
Race/ethnicity unknown	4	2	5	2
Women total	177	165	315	364

[Return to the main screen](#)

American Indian or Alaskan Native

A person having origins in any of the original peoples of North America and who maintains cultural identification through tribal affiliation or community recognition.



Professional Education Data System

Institution: **Columbus State University**

AACTE ID: 773

[Reports](#)



Print Center



FAQ



Help



Logout

Undergraduate Program Enrollment - Education Degrees

B-2A Undergraduate program enrollment (CIP 13.0000) by gender and race/ethnicity as of the institutions official fall reporting date or as of October 15, 2005.




[Help flowchart](#)

Columbus State University	Undergraduate Students			
	<u>Full-Time</u>		<u>Part-Time</u>	
	Current year	Prior year	Current year	Prior year
Men				
Nonresident alien (international)	0	0	0	0
Black, non-Hispanic	39	41	27	24
American Indian or Alaskan Native	2	2	0	1
Asian or Pacific Islander	1	0	0	0
Hispanic	5	6	5	1
White, non-Hispanic	145	128	44	33
Race/ethnicity unknown	10	8	3	1
Men total	202	185	79	60
Women				
Nonresident alien (international)	2	1	1	0
Black, non-Hispanic	133	117	83	73
American Indian or Alaskan Native	3	3	2	2
Asian or Pacific Islander	4	9	1	0
Hispanic	10	9	5	8
White, non-Hispanic	393	395	160	182
Race/ethnicity unknown	14	15	7	3
Women total	559	549	259	268

[Return to the main screen](#)

Nonresident alien (international)

A person who is not a citizen or national of the United States and who is in this country on a visa or temporary basis and does not have the right to remain indefinitely.



Professional Education Data System

Institution: **Columbus State University**

AACTE ID: 773

[Reports](#)



Print Center



FAQ



Help



Logout

Undergraduate Program Enrollment - Non-Education Degrees

B-2B Undergraduate program enrollment of students that have been formally admitted in professional education programs by gender and race/ethnicity as of the institutions official fall reporting date or as of October 15, 2005.



[Help flowchart](#)


Columbus State University	Undergraduate Students			
	Full-Time		Part-Time	
	Current year	Prior year	Current year	Prior year
Men				
Nonresident alien (international)	0	0	0	0
Black, non-Hispanic	1	1	0	0

American Indian or Alaskan Native	0	0	0	0
Asian or Pacific Islander	0	0	0	0
Hispanic	1	1	3	3
White, non-Hispanic	0	0	0	0
Race/ethnicity unknown	0	0	0	0
Men total	2	2	3	3
Women				
Nonresident alien (international)	0	0	1	1
Black, non-Hispanic	3	3	1	1
American Indian or Alaskan Native	0	0	0	0
Asian or Pacific Islander	0	0	0	0
Hispanic	1	1	4	4
White, non-Hispanic	5	5	4	4
Race/ethnicity unknown	0	0	0	0
Women total	9	9	10	10

[Return to the main screen](#)

Nonresident alien (international)

A person who is not a citizen or national of the United States and who is in this country on a visa or temporary basis and does not have the right to remain indefinitely.



Professional Education Data System

Institution: Columbus State University

AACTE ID: 773

[Reports](#)



Print Center



FAQ



Help



Logout

Undergraduate Program Enrollment - Non-Education Degrees

B-2B Undergraduate program enrollment of students that have been formally admitted in professional education programs by gender and race/ethnicity as of the institutions official fall reporting date or as of October 15, 2005.



[Help flowchart](#)

Columbus State University	Undergraduate Students			
	Full-Time		Part-Time	
	Current year	Prior year	Current year	Prior year
Men				
Nonresident alien (international)	0	0	0	0
Black, non-Hispanic	1	1	0	0
American Indian or Alaskan Native	0	0	0	0
Asian or Pacific Islander	0	0	0	0
Hispanic	1	1	3	3

White, non-Hispanic	0	0	0	0
Race/ethnicity unknown	0	0	0	0
Men total	2	2	3	3
Women				
Nonresident alien (international)	0	0	1	1
Black, non-Hispanic	3	3	1	1
American Indian or Alaskan Native	0	0	0	0
Asian or Pacific Islander	0	0	0	0
Hispanic	1	1	4	4
White, non-Hispanic	5	5	4	4
Race/ethnicity unknown	0	0	0	0
Women total	9	9	10	10

[Return to the main screen](#)

Nonresident alien (international)

A person who is not a citizen or national of the United States and who is in this country on a visa or temporary basis and does not have the right to remain indefinitely.



Institution: **Columbus State University**

AACTE ID: 773

[Reports](#)



Print Center



FAQ



Help



Logout

Graduate Program Enrollment - Education Degrees

B-2C Graduate program enrollment (CIP 13.0000) by gender and race/ethnicity as of the institutions official fall reporting date or as of October 15, 2005.



[Help flowchart](#)

Columbus State University	Graduate Students			
	Full-Time		Part-Time	
	Current year	Prior year	Current year	Prior year
Men				
Nonresident alien (international)	0	0	0	0
Black, non-Hispanic	11	3	7	12
American Indian or Alaskan Native	0	0	0	0
Asian or Pacific Islander	0	0	1	1
Hispanic	2	0	2	2
White, non-Hispanic	34	21	41	59
Race/ethnicity unknown	0	0	0	1
Men total	47	24	51	75
Women				
Nonresident alien (international)	0	1	2	1

Black, non-Hispanic	20	26	36	45
American Indian or Alaskan Native	0	0	0	0
Asian or Pacific Islander	2	1	3	2
Hispanic	0	1	3	4
White, non-Hispanic	84	58	112	154
Race/ethnicity unknown	2	1	3	0
Women total	108	88	159	206

[Return to the main screen](#)

Race/ethnicity unknown

Category used to classify students or employees whose race/ethnicity is not known and whom institutions are unable to place in one of the specified racial/ethnic categories



Professional Education Data System

Institution: Columbus State University

AACTE ID: 773

[Reports](#)



Print Center



FAQ



Help



Logout

Bachelor's Level Initial Teacher Preparation Number of degrees 2004-2005

B-3A Postsecondary Completion in Education Programs (CIP 13.0000) Awards/Degrees conferred between July 1, 2004 and June 30, 2005, by Gender and Race/ethnicity.



[Help flowchart](#)

IPEDS CIP code	Program area	Did you offer this program? Yes / No	Nonresident alien (international)		Black, non-Hispanic		American Indian or Alaskan Native		Asian or Pacific Islander		Hispanic		White, non-Hispanic		Race/ethnicity unknown		Total students	
			M	W	M	W	M	W	M	W	M	W	M	W	M	W	M	W
13.1210	Early Childhood Education and Teaching	Y	0	0	0	7	0	1	0	1	0	0	0	41	0	2	0	52
13.1302	Art Teacher Education.	Y	0	0	0	0	0	0	0	0	0	0	0	4	0	0	0	4
13.1305	English/Language Arts Teacher Education.	Y	0	0	0	0	0	0	0	0	0	1	0	2	0	0	0	3
13.1311	Mathematics Teacher Education.	Y	0	0	0	1	0	0	0	0	0	0	0	2	0	0	0	3
13.1312	Music Teacher Education.	Y	0	0	0	0	0	0	0	0	0	0	2	5	0	0	2	5
13.1314	Physical Education Teaching and Coaching.	Y	0	0	0	0	0	0	0	0	0	0	1	5	0	0	1	5
13.1316	Science Teacher Education/General Science Teacher	Y	0	0	0	0	0	0	0	0	0	0	0	1	0	0	0	1

	Education.																		
13.1318	Social Studies Teacher Education.	Y	0	0	0	0	0	0	0	0	0	0	2	3	0	0	2	3	
13.1328	History Teacher Education.	Y	0	0	0	0	0	0	0	0	0	0	0	0	0	0	0	0	
13.XXXX	All other education program(s)	Y	0	0	0	0	0	0	0	0	0	0	4	13	0	0	4	13	
Totals:			0	0	0	8	0	1	0	1	0	1	9	76	0	2	9	89	
Last year totals:			0	0	5	6	0	1	0	0	1	1	10	60	0	0	16	68	

[Return to the main screen](#)



Professional Education Data System

Institution: **Columbus State University**

AACTE ID: 773

[Reports](#)



Print Center



FAQ



Help



Logout

Post-Bachelor`s or Master`s Level Initial Teacher Preparation

Number of degrees 2004-2005

B-3B Postsecondary Completion in Education Programs (CIP 13.0000) Awards/Degrees conferred between July 1, 2004 and June 30, 2005, by Gender and Race/ethnicity.



Help flowchart

IPEDS CIP code	Program area	Did you offer this program?	Nonresident alien (international)		Black, non-Hispanic		American Indian or Alaskan Native		Asian or Pacific Islander		Hispanic		White, non-Hispanic		Race/ethnicity unknown		Total students	
		Yes / No	M	W	M	W	M	W	M	W	M	W	M	W	M	W	M	W
13.0401	Education Leadership and Administration, General.	Y	0	0	3	5	0	0	0	0	0	0	16	13	0	0	19	18
13.0501	Educational/Instructional Media Design.	Y	0	0	0	0	0	0	0	0	0	0	0	0	0	0	0	0
13.1101	Counselor Education/School Counseling and Guidance Service.	Y	0	1	0	7	0	0	0	0	0	0	3	8	1	0	4	16
13.1210	Early Childhood Education and Teaching	Y	0	0	0	0	0	0	0	0	0	0	0	1	0	0	0	1
13.1302	Art Teacher Education.	Y	0	0	0	0	0	0	0	0	0	0	0	0	0	0	0	0
13.1305	English/Language Arts Teacher Education.	Y	0	0	0	2	0	0	0	0	0	0	0	1	1	0	1	3
13.1311	Mathematics Teacher Education.	Y	0	0	0	1	0	0	0	1	0	0	0	0	0	0	0	2
13.1312	Music Teacher Education.	Y	0	0	0	0	0	0	0	0	0	0	1	2	0	0	1	2
13.1314	Physical Education Teaching and Coaching.	Y	0	0	0	0	0	0	0	0	0	0	2	0	0	0	2	0
13.1316	Science Teacher Education/General	Y	0	0	0	1	0	0	0	0	0	0	1	2	0	1	1	4

	Science Teacher Education.																	
13.XXXX	All other education program(s)	Y	0	0	0	6	0	0	0	0	0	0	6	14	0	0	6	20
Totals:			0	1	3	22	0	0	0	1	0	0	29	41	2	1	34	66
Last year totals:			0	0	3	4	0	0	0	0	0	0	13	13	0	0	16	17

[Return to the main screen](#)



Professional Education Data System

Institution: Columbus State University

AACTE ID: 773

[Reports](#)



Print Center



FAQ



Help



Logout

Post-Bachelor's or Master's Level Advanced Preparation

Number of degrees 2004-2005


B-3C Postsecondary Completion in Education Programs (CIP 13.0000) Awards/Degrees conferred between July 1, 2004 and June 30, 2005, by Gender and Race/ethnicity.



[Help flowchart](#)

IPEDS CIP code	Program area	Did you offer this program?	Nonresident alien (international)		Black, non-Hispanic		American Indian or Alaskan Native		Asian or Pacific Islander		Hispanic		White, non-Hispanic		Race/ethnicity unknown		Total students	
		Yes / No	M	W	M	W	M	W	M	W	M	W	M	W	M	W	M	W
13.0501	Educational/Instructional Media Design.	Y	0	0	1	0	0	0	0	0	0	0	0	2	0	0	1	2
13.1210	Early Childhood Education and Teaching	Y	0	0	0	3	0	0	0	0	0	1	0	6	0	0	0	10
13.1302	Art Teacher Education.	Y	0	0	0	0	0	0	0	0	0	0	0	0	0	0	0	0
13.1305	English/Language Arts Teacher Education.	Y	0	0	0	3	0	0	0	0	0	1	1	7	0	0	1	11
13.1311	Mathematics Teacher Education.	Y	0	0	0	0	0	0	0	0	0	0	0	2	0	0	0	2
13.1312	Music Teacher Education.	Y	0	0	0	0	0	0	0	0	0	0	1	0	0	0	1	0
13.1314	Physical Education Teaching and Coaching.	Y	0	0	0	0	0	0	0	0	0	0	0	1	0	0	0	1
13.1316	Science Teacher Education/General Science Teacher Education.	Y	0	0	0	1	0	0	0	0	0	0	1	3	0	0	1	4
13.XXXX	All other education program(s)	Y	0	0	0	6	1	0	0	0	0	1	4	8	0	0	5	15
Totals:			0	0	1	13	1	0	0	0	0	3	7	29	0	0	9	45
Last year totals:			0	0	3	5	0	0	0	0	0	1	16	53	0	1	19	60

[Return to the main screen](#)



Professional Education Data System

Institution: **Columbus State University**

AACTE ID: 773

[Reports](#)



Print Center



FAQ



Help



Logout

CAS/Specialist Level Advanced Preparation

Number of degrees 2004-2005

B-3D Postsecondary Completion in Education Programs (CIP 13.0000) Awards/Degrees conferred between July 1, 2004 and June 30, 2005, by Gender and Race/ethnicity.




[Help flowchart](#)

IPEDS CIP code	Program area	Did you offer this program? Yes / No	Nonresident alien (international)		Black, non-Hispanic		American Indian or Alaskan Native		Asian or Pacific Islander		Hispanic		White, non-Hispanic		Race/ethnicity unknown		Total students	
			M	W	M	W	M	W	M	W	M	W	M	W	M	W	M	W
13.0401	Education Leadership and Administration, General.	Y	0	0	2	8	0	0	0	0	0	0	6	18	0	0	8	26

13.1101	Counselor Education/School Counseling and Guidance Service.	Y	0	0	0	1	0	0	0	0	0	0	0	2	0	0	0	3
13.1210	Early Childhood Education and Teaching	Y	0	0	0	0	0	0	0	0	0	0	0	0	0	0	0	0
13.1305	English/Language Arts Teacher Education.	Y	0	0	0	0	0	0	0	0	0	0	1	1	0	0	1	1
13.1311	Mathematics Teacher Education.	Y	0	0	0	0	0	0	0	0	0	0	0	2	0	0	0	2
13.1314	Physical Education Teaching and Coaching.	Y	0	0	0	0	0	0	0	0	0	0	0	0	0	0	0	0
13.1316	Science Teacher Education/General Science Teacher Education.	Y	0	0	0	0	0	0	0	0	0	0	0	0	0	0	0	0
13.1318	Social Studies Teacher Education.	Y	0	0	0	0	0	0	0	0	0	0	0	0	0	0	0	0
13.1328	History Teacher Education.	Y	0	0	0	0	0	0	0	0	0	0	0	0	0	0	0	0
13.XXXX	All other education program(s)	Y	0	0	1	1	0	0	0	0	0	0	0	2	0	0	1	3
Totals:			0	0	3	10	0	0	0	0	0	0	7	25	0	0	10	35
Last year totals:			0	0	3	15	0	0	0	0	0	1	9	35	0	0	12	51

[Return to the main screen](#)



Professional Education Data System

Institution: Columbus State University

AACTE ID: 773

[Reports](#)



Print Center



FAQ



Help



Logout

Bachelor's Level Initial Teacher Preparation

Program Completers in Professional Education between July 1, 2004 and June 30, 2005 -Non-Education Degrees

B-4A Students who completed a professional education program at the initial teacher preparation level, but did not receive a degree in education, by gender and race/ethnicity.



[Help flowchart](#)

Program area	Did you offer this program? Yes / No	Nonresident alien (international)		Black, non-Hispanic		American Indian or Alaskan Native		Asian or Pacific Islander		Hispanic		White, non-Hispanic		Race/ethnicity unknown		Total students	
		M	W	M	W	M	W	M	W	M	W	M	W	M	W	M	W
All other	Y	0	0	0	0	0	0	0	0	0	0	0	1	0	0	0	1


American Indian or Alaskan Native	0	0	0	0	0	0
Asian or Pacific Islander	0	0	0	0	0	0
Hispanic	1	1	0	0	0	0
White, non-Hispanic	15	14	7	8	0	0
Race/ethnicity unknown	0	0	0	0	0	0
Men total	17	15	7	8	0	0
Women						
Nonresident alien (international)	0	0	0	0	0	0
Black, non-Hispanic	2	2	0	2	0	0
American Indian or Alaskan Native	0	0	0	0	0	0
Asian or Pacific Islander	0	0	0	0	0	0
Hispanic	0	0	0	1	0	0
White, non-Hispanic	22	21	39	23	0	0
Race/ethnicity unknown	0	0	1	0	0	0
Women total	24	23	40	26	0	0

[Return to the main screen](#)



Nonresident alien (international)

A person who is not a citizen or national of the United States and who is in this country on a visa or temporary basis and does not have the right to remain indefinitely.



Professional Education Data System

Institution: **Columbus State University**

AACTE ID: 773

[Reports](#)



Print Center



FAQ



Help



Logout

Faculty Counts and Teaching Loads

B-5B Faculty counts and teaching loads for faculty members appointed full-time in professional education, Fall, 2005.

Columbus State University	Full-time faculty in professional education who are:					
	Teaching only undergraduate courses		Teaching only graduate courses		Teaching both undergraduate and graduate courses	
	Current year	Prior year	Current year	Prior year	Current year	Prior year
Total number of credit hours taught	86	110	90	104	314	278
Number of full-time faculty	10	8	10	9	21	19
Total number of courses taught(count each section)	40	22	33	36	109	98

[Return to the main screen](#)



Professional Education Data System

Institution: **Columbus State University**

AACTE ID: 773

[Reports](#)



Print Center



FAQ



Help



Logout


Tenure and Non-tenure Full-time Professional Education Faculty

B-5C Tenure of full-time professional education faculty in schools, colleges or departments of education, Fall, 2005.

Does this professional education unit have a tenure track system? **Yes**

Columbus State University	Number of non-tenured faculty					
	Number of faculty with tenure		On tenure track		Not on tenure track	
	Current year	Prior year	Current year	Prior year	Current year	Prior year
Professors	10	8	1	1	0	0
Associate professors	9	10	6	4	1	0
Assistant professors	1	4	6	4	5	2
Instructors	0	0	1	1	1	4
Lecturers	0	0	0	0	0	0
No academic rank	0	0	0	0	0	0
Totals:	20	22	14	10	12	8

[Return to the main screen](#)



Professional Education Data System

Institution: **Columbus State University**

AACTE ID: 773

[Reports](#)



Print Center



FAQ



Help



Logout

Revenues and Expenditures

B-6 Selected fiscal revenues and expenditures (for the fiscal year that ended June 30, 2005)

1. Total operating budget for the entire university, 2004-2005? **\$78,502,184.00**
2. Total amount allocated to the professional education unit? **\$3,952,013.00**

Columbus State University	Institutional Total		School, College, or Department of Education portion	
	Current year	Prior year	Current year	Prior year
REVENUE FROM				
Private gifts, private grants and private contract	\$4,598,153.00	\$2,362,756.00	\$107,853.00	\$140,098.00
Endowment Income	\$214,861.00	\$264,552.00	\$0.00	\$0.00
Totals:	\$4,813,014.00	\$2,627,308.00	\$107,853.00	\$140,098.00
EXPENDITURES				

Instruction	\$25,240,030.00	\$23,784,545.00	\$3,255,217.00	\$4,520,621.00
Research	\$0.00	\$0.00	\$0.00	\$0.00
Public Service	\$0.00	\$0.00	\$0.00	\$0.00
Academic support	\$6,312,415.00	\$5,858,420.00	\$588,943.00	\$379,116.00
Student Services	\$3,755,379.00	\$3,631,414.00	\$0.00	\$0.00
Totals:	\$35,307,824.00	\$33,274,379.00	\$3,844,160.00	\$4,899,737.00

[Return to the main screen](#)

Private gifts, private grants and private contract

Revenues from private donors for which no legal consideration is involved and from private contracts for specific goods and services provided to the funder as stipulation for receipt of the funds. Includes only those gifts, grants, and contracts that are directly related to instruction, research, public service, or other institutional purposes. Includes monies received as a result of gifts, grants, or contracts from a foreign government. Also includes the estimated dollar amount of contributed services.



Professional Education Data System

Institution: **Columbus State University**

AACTE ID: 773

[Reports](#)



Print Center



FAQ



Help



Logout

Technology Education and Distance Learning

B-7 Number of distance learning courses, total enrollment in distance learning, and number of distance learning programs offered

B-7.1 Which of the following best describe the technology requirements for teacher candidates in your program(s)? :

- In order to complete the teacher education program, teacher candidates must demonstrate that they can deliver instruction using various technologies.
- Teacher candidates use various technologies as course requirements.
- There are no specific technology requirements for students in the education program.
- Other (please specify):

Must complete In

B-7.2 Which of the following best describe the technology used by education faculty members at your institution? :

- All education faculty members at our institution are required to incorporate various technologies into their courses.
- Most faculty members at our institution incorporate various technologies into their courses.
- Some faculty members at our institution incorporate various technologies into their courses.
- Other (please specify):

B-7.3 How closely does your School, College and Department of Education (SCDE) partner with K-12 school districts in preparing teachers in technology use for instruction? :

- Our institution has a formal arrangement with one or more K-12 schools to provide technology-related professional development opportunities to teachers.

Our institution provides occasional technology-related training to teachers in one or more K-12 schools, but it is not part of an ongoing professional development program.

Our institution does not provide technology-related training to teachers in the K-12 schools.

B-7.4 Did your SCDE offer any college-level, credit-granting courses by means of distance education* in 2005-2006 academic year?:

Yes - if so, please answer 5 below

No

B-7.5 Please report the following SCDE data for your undergraduate and graduate distance education courses in the 12-month 2005-2006 academic year. :

* Distance education refers to courses delivered to off-campus locations via live or prerecorded video, or computer technologies. Distance education excludes:

- Courses conducted exclusively on campus
- Courses conducted by written correspondence
- Courses for which the instructor travels to an off-campus site to deliver instruction in person.

Columbus State University	Undergraduate		Graduate	
	Current year	Prior year	Current year	Prior year
Number of distance learning courses	10	14	27	60
Total enrollments in distance learning courses	200	277	336	631
Number of distance learning programs offered	0	0	1	3

[Return to the main screen](#)