

Professional Education Data System

Institution: **Columbus State University**

AACTE ID: 773

[Reports](#)



Print Center



FAQ



Help



Logout

Institutional Data

[A](#) Institutional Data

A-1 Institutional Information section

This information will be used in all official references to your institution.

Institution Name: Columbus State University

Address 1: 4225 University Avenue

Address 2:

City: Columbus

State: GA

Zip: 31907-5645

Country:

Institution Phone: (706) 568-2001

A-2 Chief Executive Officer of Institution

Include complete address and phone number.

CEO of Institution: Frank D. Brown

Title: President

Address 1: 4225 University Avenue

Address 2:

City: Columbus

State: GA

Zip: 31907-5645

Country:

Phone: (706) 568-2211

Fax: (706) 568-2123

A-3 Name of professional education unit:

Complete all that apply

PE Unit Name: College of Education

PE Unit Name 2:

PE Unit Name 3:

A-4 Designated head of professional education unit:

Include complete address and phone number.

PE Designated Head Name: Tina Butcher

Title: Interim Dean

Address 1: 4225 University Avenue

Address 2:

City: Columbus

State: GA

Zip: 31993-2399

Country:

Phone: (706) 568-2212

Fax: (706) 568-5015

Email: butcher_tina@colstate.edu

A-5 Professional Education Unit Term

If the head of the Professional Education Unit differs from the person on the last PEDS report, when did his or her term begin?

Term Began Month: 07

Term Began Year: 2005

A-6 Programs/Degrees Offered

Programs/degrees offered by the institution/consortium that prepare educational personnel (P-12):(check beside all degrees and recognized programs offered)

Programs/Degrees:

- Bachelors
- Post Bachelors
- Five-year: BA/MAT
- Fifth-year: MAT
- Masters of Arts in Teaching
- Masters
- Specialist or C.A.S.
- Doctoral
- Other

Degrees:

- Bachelors
- Post Bachelors
- Five-year: BA/MAT

- Fifth-year: MAT
- Masters of Arts in Teaching
- Masters
- Specialist or C.A.S.
- Doctoral
- Other

A-7 Total Student Licenses Headcount

Indicate the total headcount of students who received licenses, endorsements or degrees (education only) from your institution between July 1, 2003 and June 30, 2004.

Totals: 945

Calculated: 314 (based on the current data: B-3's and B-4's totals)

A-8 Control

Control:(check only one)

- Public
- Private or Independent

A-9 Institution Type

Type of Institution: (check only one)

- A single-campus institution
- A branch campus of a parent institution (please give name of parent institution)
- A main campus (parent institution with one or more branch campuses and/or other campuses)

An administratively equal campus of an institutional system (please give the name of the system)

A consortium

A-10 Units

Unit of credit awarded for completion of coursework: (check only one)

Semester Hour

Quarter Hour

Other (please describe)

A-11 Accreditation/Affiliation

Institutional Accreditation and Affiliations (Please check one)

AABC-American Association of Bible Colleges

MIDDLE STATES Association of Colleges and Schools

NEW ENGLAND Association of Schools and Colleges

NORTH CENTRAL Association of Colleges and Schools

NORTHWEST Association of Schools and Colleges

SOUTHERN Association of Colleges and Schools

WESTERN Association of Schools and Colleges

A-12 Organizations

If the institution is a member of any of the following organizations, check the appropriate blank(s):

- CADREI: Council of Academic Deans from Research Education Institutions
- AILACTE: Association of Independent Liberal Arts Colleges for Teacher Education
- NAFEO: National Association for Equal Opportunity in Higher Education
- NCATE: National Council for Accreditation of Teacher Education
- TECSCU: Teacher Education Council of State Colleges and Universities
- Holmes Partnership
- HACU: Hispanic Association of Colleges and Universities
- TEAC: Teacher Education Council of State Colleges and Universities

A-13 Calendar System

What is the predominant calendar system at this institution? (Check only one.)

- Semester
- Quarter
- Trimester
- Four-one-four (4-1-4)
- Continuous
- Other

A-14 Contact Person

Contact person for the Professional Education Data System (i.e., the individual with responsibility for preparing this report)

Name: Carolyn M. Cartledge
Title: Assistant to the Dean
Institution: Columbus State University
Address 1: 334 Jordan Hall

Address 2: 4225 University Avenue
City: Columbus
State: GA
Zip: 31907-5645
Country:
Phone: (706) 568-2470
Fax: (706) 568-5088
Email: cartledge_carolyn@colstate.edu

[Return to the main screen](#)



Professional Education Data System

Institution: Columbus State University

AACTE ID: 773

[Reports](#)



Print Center



FAQ



Help



Logout

Institutional Undergraduate Enrollment

B-1A Institutional total undergraduate enrollment (CIP 99.0000) by gender and race/ethnicity categories as of the institutions official fall reporting date or as of October 15, 2004

Columbus State University	Undergraduate Students			
	Full-Time		Part-Time	
	Current year	Prior year	Current year	Prior year
Men				
Nonresident alien (international)	35	36	3	3
Black, non-Hispanic	360	347	196	191

American Indian or Alaskan Native	5	5	2	2
Asian or Pacific Islander	35	35	9	8
Hispanic	68	49	30	28
White, non-Hispanic	1002	984	523	513
Race/ethnicity unknown	66	65	23	18
Men total	1571	1521	786	763
Women				
Nonresident alien (international)	41	45	5	1
Black, non-Hispanic	917	819	428	418
American Indian or Alaskan Native	10	12	6	4
Asian or Pacific Islander	59	51	19	24
Hispanic	87	71	38	43
White, non-Hispanic	1422	1370	781	725
Race/ethnicity unknown	92	92	38	35
Women total	2628	2460	1315	1250

[Return to the main screen](#)

American Indian or Alaskan Native

A person having origins in any of the original peoples of North America and who maintains cultural identification through tribal affiliation or community recognition.





Print Center



FAQ



Help



Logout

Institutional Graduate Enrollment

B-1B Institutional total graduate enrollment (CIP 99.0000) by gender and race/ethnicity categories as of the institutions official fall reporting date or as of October 15, 2004


Columbus State University	Graduate Students			
	Full-Time		Part-Time	
	Current year	Prior year	Current year	Prior year
Men				
Nonresident alien (international)	6	8	1	1
Black, non-Hispanic	18	13	47	48
American Indian or Alaskan Native	0	0	0	1
Asian or Pacific Islander	0	1	4	1
Hispanic	0	0	4	6
White, non-Hispanic	63	84	248	262
Race/ethnicity unknown	1	3	3	2
Men total	88	109	307	321
Women				
Nonresident alien (international)	5	4	3	1
Black, non-Hispanic	60	47	92	96
American Indian or Alaskan Native	0	0	1	1
Asian or Pacific Islander	1	2	4	1
Hispanic	2	2	7	7
White, non-Hispanic	95	97	255	249
Race/ethnicity unknown	2	1	2	5

Women total	165	153	364	360
-------------	-----	-----	-----	-----

[Return to the main screen](#)

American Indian or Alaskan Native

A person having origins in any of the original peoples of North America and who maintains cultural identification through tribal affiliation or community recognition.



Professional Education Data System

Institution: Columbus State University

AACTE ID: 773

[Reports](#)



Print Center



FAQ



Help



Logout

Undergraduate Program Enrollment - Education (13.0000)

B-2A Undergraduate program enrollment (CIP 13.0000) by gender and race/ethnicity as of the institutions official fall reporting date or as of October 15, 2004



[Help flowchart](#)

Columbus State University	Undergraduate Students			
	Full-Time		Part-Time	
	Current year	Prior year	Current year	Prior year
Men				
Nonresident alien (international)	0	0	0	0
Black, non-Hispanic	41	37	24	27
American Indian or Alaskan Native	2	2	1	0

Asian or Pacific Islander	0	0	0	0
Hispanic	6	6	1	1
White, non-Hispanic	128	120	33	34
Race/ethnicity unknown	8	5	1	1
Men total	185	170	60	63
Women				
Nonresident alien (international)	1	1	0	0
Black, non-Hispanic	117	93	73	69
American Indian or Alaskan Native	3	3	2	1
Asian or Pacific Islander	9	6	0	3
Hispanic	9	12	8	9
White, non-Hispanic	395	374	182	145
Race/ethnicity unknown	15	11	3	5
Women total	549	500	268	232

[Return to the main screen](#)



Professional Education Data System

Institution: Columbus State University

AACTE ID: 773

[Reports](#)



Print Center



FAQ



Help



Logout

Undergraduate Program Enrollment - Major field is NOT Education

B-2B Undergraduate program enrollment of students that have been formally admitted in professional education programs by gender and race/ethnicity as of the institutions official fall reporting date or as of October 15, 2004



[Help flowchart](#)

Columbus State University	Undergraduate Students			
	Full-Time		Part-Time	
	Current year	Prior year	Current year	Prior year
Men				
Nonresident alien (international)	0	0	0	0
Black, non-Hispanic	1	0	0	0
American Indian or Alaskan Native	0	0	0	0
Asian or Pacific Islander	0	0	0	0
Hispanic	1	1	3	4
White, non-Hispanic	0	1	0	0
Race/ethnicity unknown	0	0	0	0
Men total	2	2	3	4
Women				
Nonresident alien (international)	0	0	1	0
Black, non-Hispanic	3	3	1	0
American Indian or Alaskan Native	0	0	0	0
Asian or Pacific Islander	0	0	0	0
Hispanic	1	1	4	5
White, non-Hispanic	5	1	4	1
Race/ethnicity unknown	0	1	0	1
Women total	9	6	10	7

[Return to the main screen](#)

American Indian or Alaskan Native

A person having origins in any of the original peoples of North America and who maintains cultural identification through tribal affiliation or community recognition.



Professional Education Data System

Institution: Columbus State University

AACTE ID: 773

[Reports](#)



Print Center



FAQ



Help



Logout

Graduate Program Enrollment - Education (13.0000)

B-2C Graduate program enrollment (CIP 13.0000) by gender and race/ethnicity as of the institutions official fall reporting date or as of October 15, 2004



[Help flowchart](#)

Columbus State University	Graduate Students			
	Full-Time		Part-Time	
	Current year	Prior year	Current year	Prior year
Men				
Nonresident alien (international)	0	0	0	0
Black, non-Hispanic	3	3	12	13
American Indian or Alaskan Native	0	0	0	1
Asian or Pacific Islander	0	0	1	0
Hispanic	0	0	2	1

White, non-Hispanic	21	26	59	76
Race/ethnicity unknown	0	1	1	0
Men total	24	30	75	91
Women				
Nonresident alien (international)	1	2	1	0
Black, non-Hispanic	26	29	45	54
American Indian or Alaskan Native	0	0	0	1
Asian or Pacific Islander	1	0	2	0
Hispanic	1	2	4	5
White, non-Hispanic	58	68	154	156
Race/ethnicity unknown	1	0	0	4
Women total	88	101	206	220

[Return to the main screen](#)



Professional Education Data System

Institution: Columbus State University

AACTE ID: 773

[Reports](#)



Print Center



FAQ



Help



Logout

Bachelor's Level Initial Teacher Preparation

Number of degrees 2003-2004

B-3A Postsecondary Completion in Education Programs (CIP 13.0000) Awards/Degrees conferred between July 1, 2003 and June 30, 2004, by Gender and Race/ethnicity.



Help flowchart

IPEDS CIP Code	Program area	<u>Nonresident alien (international)</u>		<u>Black, non- Hispanic</u>		<u>American Indian or Alaskan Native</u>		<u>Asian or Pacific Islander</u>		<u>Hispanic</u>		<u>White, non- Hispanic</u>		<u>Race/ethnicity unknown</u>		Total students	
		M	W	M	W	M	W	M	W	M	W	M	W	M	W	M	W
13.0201	Bilingual/Bicultural Education.	0	0	0	0	0	0	0	0	0	0	0	0	0	0	0	0
13.0301	Curriculum and Instruction.	0	0	0	0	0	0	0	0	0	0	0	0	0	0	0	0
13.0401	Education Administration and Supervision, General.	0	0	0	0	0	0	0	0	0	0	0	0	0	0	0	0
13.0405	Elementary, Middle and Secondary Education Administration.	0	0	0	0	0	0	0	0	0	0	0	0	0	0	0	0
13.0501	Educational/Instructional Media Design.	0	0	0	0	0	0	0	0	0	0	0	0	0	0	0	0
13.0802	Educational Psychology.	0	0	0	0	0	0	0	0	0	0	0	0	0	0	0	0
13.1001	Special Education, General.	0	0	0	0	0	0	0	0	0	0	0	2	0	0	0	2
13.1101	Counseling Education/Student Counseling and Guidance Service.	0	0	0	0	0	0	0	0	0	0	0	0	0	0	0	0
13.1202	Elementary Teacher Education.	0	0	1	2	0	1	0	0	1	1	0	38	0	0	2	42
13.1204	Pre-Elementary/Early Childhood/Kindergarten Teacher Education.	0	0	0	0	0	0	0	0	0	0	0	0	0	0	0	0
IPEDS CIP Code	Program area	<u>Nonresident alien (international)</u>		<u>Black, non- Hispanic</u>		<u>American Indian or Alaskan Native</u>		<u>Asian or Pacific Islander</u>		<u>Hispanic</u>		<u>White, non- Hispanic</u>		<u>Race/ethnicity unknown</u>			
		M	W	M	W	M	W	M	W	M	W	M	W	M	W	M	W
13.1205	Secondary Teacher Education.	0	0	0	0	0	0	0	0	0	0	0	0	0	0	0	0
13.1302	Art Teacher Education.	0	0	0	0	0	0	0	0	0	0	0	1	0	0	0	1
13.1305	English Teacher Education.	0	0	0	1	0	0	0	0	0	0	1	2	0	0	1	3

13.1307	Health Teacher Education.		0	0	0	0	0	0	0	0	0	0	0	0	0	0	0	0
13.1311	Mathematics Teacher Education.		0	0	0	0	0	0	0	0	0	0	3	0	0	0	0	3
13.1312	Music Teacher Education.		0	0	3	1	0	0	0	0	0	1	3	0	0	4	4	
13.1314	Physical Education Teaching and Coaching.		0	0	1	1	0	0	0	0	0	3	1	0	0	4	2	
13.1315	Reading Teacher Education.		0	0	0	0	0	0	0	0	0	0	0	0	0	0	0	
13.1316	Science Teacher Education, General.		0	0	0	0	0	0	0	0	0	0	2	0	0	0	2	
13.1318	Social Studies Teacher Education.		0	0	0	0	0	0	0	0	0	0	0	0	0	0	0	
IPEDS CIP Code	Program area		Nonresident alien (international)		Black, non-Hispanic		American Indian or Alaskan Native		Asian or Pacific Islander		Hispanic		White, non-Hispanic		Race/ethnicity unknown		M	W
			M	W	M	W	M	W	M	W	M	W	M	W	M	W		
13.1320	Trade and Industrial Teacher Education (Vocational).		0	0	0	0	0	0	0	0	0	0	0	0	0	0	0	0
13.1321	Computer Teacher Education.		0	0	0	0	0	0	0	0	0	0	0	0	0	0	0	0
13.1322	Biology Teacher Education.		0	0	0	0	0	0	0	0	0	0	0	0	0	0	0	0
13.1323	Chemistry Teacher Education.		0	0	0	0	0	0	0	0	0	0	0	0	0	0	0	0
13.1328	History Teacher Education.		0	0	0	0	0	0	0	0	0	2	3	0	0	2	3	
13.1329	Physics Teacher Education.		0	0	0	0	0	0	0	0	0	0	0	0	0	0	0	
13.1401	Teaching English as a Second Language/Foreign Language.		0	0	0	0	0	0	0	0	0	0	0	0	0	0	0	
13.XXXX	All other education program(s)		0	0	0	1	0	0	0	0	0	3	5	0	0	3	6	
13.0101	Education, General.		0	0	0	0	0	0	0	0	0	0	0	0	0	0	0	
Totals:			0	0	5	6	0	1	0	0	1	1	10	60	0	0	16	68

[Return to the main screen](#)



Nonresident alien (international)

	Education (Vocational).																	
13.1321	Computer Teacher Education.	0	0	0	0	0	0	0	0	0	0	0	0	0	0	0	0	0
13.1322	Biology Teacher Education.	0	0	0	0	0	0	0	0	0	0	0	0	0	0	0	0	0
13.1323	Chemistry Teacher Education.	0	0	0	0	0	0	0	0	0	0	0	0	0	0	0	0	0
13.1328	History Teacher Education.	0	0	0	0	0	0	0	0	0	0	0	0	0	0	0	0	0
13.1329	Physics Teacher Education.	0	0	0	0	0	0	0	0	0	0	0	0	0	0	0	0	0
13.1401	Teaching English as a Second Language/Foreign Language.	0	0	0	0	0	0	0	0	0	0	0	0	0	0	0	0	0
13.XXXX	All other education program(s)	0	0	0	0	0	0	0	0	0	0	0	0	0	0	0	0	0
13.0101	Education, General.	0	0	0	0	0	0	0	0	0	0	0	0	0	0	0	0	0
Totals:		0	0	3	4	0	0	0	0	0	0	0	13	13	0	0	16	17

[Return to the main screen](#)



Professional Education Data System

Institution: **Columbus State University**

AACTE ID: 773

[Reports](#)



Print Center



FAQ



Help



Logout

Post-Bachelor`'s or Master`'s Level Advanced Preparation

Number of degrees 2003-2004

[B-3C](#) Postsecondary Completion in Education Programs (CIP 13.0000) Awards/Degrees conferred between July 1, 2003 and June 30, 2004, by Gender and Race/ethnicity.



Help flowchart

<u>IPEDS CIP Code</u>	Program area	<u>Nonresident alien (international)</u>		<u>Black, non-Hispanic</u>		<u>American Indian or Alaskan Native</u>		<u>Asian or Pacific Islander</u>		<u>Hispanic</u>		<u>White, non-Hispanic</u>		<u>Race/ethnicity unknown</u>		Total students		
		M	W	M	W	M	W	M	W	M	W	M	W	M	W	M	W	
<u>13.0201</u>	Bilingual/Bicultural Education.	0	0	0	0	0	0	0	0	0	0	0	0	0	0	0	0	0
<u>13.0301</u>	Curriculum and Instruction.	0	0	0	0	0	0	0	0	0	0	0	0	0	0	0	0	0
<u>13.0401</u>	Education Administration and Supervision, General.	0	0	0	0	0	0	0	0	0	0	0	0	0	0	0	0	0
<u>13.0405</u>	Elementary, Middle and Secondary Education Administration.	0	0	0	0	0	0	0	0	0	0	0	0	0	0	0	0	0
<u>13.0501</u>	Educational/Instructional Media Design.	0	0	0	0	0	0	0	0	0	0	2	2	0	0	2	2	2
<u>13.0802</u>	Educational Psychology.	0	0	0	0	0	0	0	0	0	0	0	0	0	0	0	0	0
<u>13.1001</u>	Special Education, General.	0	0	0	0	0	0	0	0	0	0	0	0	0	0	0	0	0
<u>13.1101</u>	Counseling Education/Student Counseling and Guidance Service.	0	0	0	0	0	0	0	0	0	0	0	0	0	0	0	0	0
<u>13.1202</u>	Elementary Teacher Education.	0	0	0	0	0	0	0	0	0	0	0	10	0	1	0	11	11
<u>13.1204</u>	Pre-Elementary/Early Childhood/Kindergarten Teacher Education.	0	0	0	0	0	0	0	0	0	0	0	0	0	0	0	0	0
<u>IPEDS CIP Code</u>	Program area	<u>Nonresident alien (international)</u>		<u>Black, non-Hispanic</u>		<u>American Indian or Alaskan Native</u>		<u>Asian or Pacific Islander</u>		<u>Hispanic</u>		<u>White, non-Hispanic</u>		<u>Race/ethnicity unknown</u>				
		M	W	M	W	M	W	M	W	M	W	M	W	M	W	M	W	
<u>13.1205</u>	Secondary Teacher Education.	0	0	0	0	0	0	0	0	0	0	0	0	0	0	0	0	0
<u>13.1302</u>	Art Teacher Education.	0	0	0	0	0	0	0	0	0	0	0	0	0	0	0	0	0
<u>13.1305</u>	English Teacher Education.	0	0	0	0	0	0	0	0	0	0	1	5	0	0	1	5	5

13.1307	Health Teacher Education.		0	0	0	0	0	0	0	0	0	0	0	0	0	0	0	0
13.1311	Mathematics Teacher Education.		0	0	0	0	0	0	0	0	0	2	2	0	0	2	2	
13.1312	Music Teacher Education.		0	0	0	0	0	0	0	0	0	3	2	0	0	3	2	
13.1314	Physical Education Teaching and Coaching.		0	0	0	0	0	0	0	0	0	1	5	0	0	1	5	
13.1315	Reading Teacher Education.		0	0	0	0	0	0	0	0	0	0	0	0	0	0	0	
13.1316	Science Teacher Education, General.		0	0	2	0	0	0	0	0	0	2	2	0	0	4	2	
13.1318	Social Studies Teacher Education.		0	0	0	0	0	0	0	0	0	0	0	0	0	0	0	
IPEDS CIP Code	Program area		Nonresident alien (international)		Black, non-Hispanic		American Indian or Alaskan Native		Asian or Pacific Islander		Hispanic		White, non-Hispanic		Race/ethnicity unknown			
			M	W	M	W	M	W	M	W	M	W	M	W	M	W		
13.1320	Trade and Industrial Teacher Education (Vocational).		0	0	0	0	0	0	0	0	0	0	0	0	0	0	0	
13.1321	Computer Teacher Education.		0	0	0	0	0	0	0	0	0	0	0	0	0	0	0	
13.1322	Biology Teacher Education.		0	0	0	0	0	0	0	0	0	0	0	0	0	0	0	
13.1323	Chemistry Teacher Education.		0	0	0	0	0	0	0	0	0	0	0	0	0	0	0	
13.1328	History Teacher Education.		0	0	0	0	0	0	0	0	0	2	3	0	0	2	3	
13.1329	Physics Teacher Education.		0	0	0	0	0	0	0	0	0	0	0	0	0	0	0	
13.1401	Teaching English as a Second Language/Foreign Language.		0	0	0	0	0	0	0	0	0	0	0	0	0	0	0	
13.XXXX	All other education program(s)		0	0	1	5	0	0	0	0	1	3	22	0	0	4	28	
13.0101	Education, General.		0	0	0	0	0	0	0	0	0	0	0	0	0	0	0	
Totals:			0	0	3	5	0	0	0	0	1	16	53	0	1	19	60	

[Return to the main screen](#)

13.1321	Computer Teacher Education.		0	0	0	0	0	0	0	0	0	0	0	0	0	0	0	0
13.1322	Biology Teacher Education.		0	0	0	0	0	0	0	0	0	0	0	0	0	0	0	0
13.1323	Chemistry Teacher Education.		0	0	0	0	0	0	0	0	0	0	0	0	0	0	0	0
13.1328	History Teacher Education.		0	0	0	0	0	0	0	0	0	0	0	3	0	0	0	3
13.1329	Physics Teacher Education.		0	0	0	0	0	0	0	0	0	0	0	0	0	0	0	0
13.1401	Teaching English as a Second Language/Foreign Language.		0	0	0	0	0	0	0	0	0	0	0	0	0	0	0	0
13.XXXX	All other education program(s)		0	0	0	2	0	0	0	0	0	0	0	8	0	0	0	10
13.0101	Education, General.		0	0	0	0	0	0	0	0	0	0	0	0	0	0	0	0
Totals:			0	0	3	15	0	0	0	0	0	1	9	35	0	0	12	51

[Return to the main screen](#)

 **13.0401**

An instructional program that generally describes the study of the principles and techniques of administering a wide variety of schools and other educational organizations and facilities, supervising educational personnel at the school or staff level, and that may prepare individuals as general administrators and supervisors.



Professional Education Data System

Institution: **Columbus State University**

AACTE ID: 773

[Reports](#)



Print Center



FAQ



Help



Logout

Bachelor`s Level Initial Teacher Preparation

13.1205	Secondary Teacher Education.	0	0	0	0	0	0	0	0	0	0	0	0	0	0	0	0
13.1302	Art Teacher Education.	0	0	0	0	0	0	0	0	0	0	1	1	0	0	1	1
13.1305	English Teacher Education.	0	0	0	1	0	0	0	0	0	0	0	2	0	0	0	3
13.1307	Health Teacher Education.	0	0	0	0	0	0	0	0	0	0	0	0	0	0	0	0
13.1311	Mathematics Teacher Education.	0	0	0	1	0	0	0	0	0	0	0	1	0	0	0	2
13.1312	Music Teacher Education.	0	0	0	0	0	0	0	0	0	0	0	0	0	0	0	0
13.1314	Physical Education Teaching and Coaching.	0	0	0	0	0	0	0	0	0	0	0	0	0	0	0	0
13.1315	Reading Teacher Education.	0	0	0	0	0	0	0	0	0	0	0	0	0	0	0	0
13.1316	Science Teacher Education, General.	0	0	0	0	0	0	0	0	0	0	1	1	0	0	1	1
13.1318	Social Studies Teacher Education.	0	0	0	0	0	0	0	0	0	0	0	0	0	0	0	0
IPEDS CIP Code	Program area	<u>Nonresident alien (international)</u>		<u>Black, non-Hispanic</u>		<u>American Indian or Alaskan Native</u>		<u>Asian or Pacific Islander</u>		<u>Hispanic</u>		<u>White, non-Hispanic</u>		<u>Race/ethnicity unknown</u>			
		M	W	M	W	M	W	M	W	M	W	M	W	M	W	M	W
13.1320	Trade and Industrial Teacher Education (Vocational).	0	0	0	0	0	0	0	0	0	0	0	0	0	0	0	0
13.1321	Computer Teacher Education.	0	0	0	0	0	0	0	0	0	0	0	0	0	0	0	0
13.1322	Biology Teacher Education.	0	0	0	1	0	0	0	0	0	0	0	0	0	0	0	1
13.1323	Chemistry Teacher Education.	0	0	0	0	0	0	0	0	0	0	0	0	0	0	0	0
13.1328	History Teacher Education.	0	0	0	0	0	0	0	0	0	0	1	4	0	0	1	4
13.1329	Physics Teacher Education.	0	0	0	0	0	0	0	0	0	0	0	0	0	0	0	0
13.1401	Teaching English as a Second Language/Foreign Language.	0	0	0	0	0	0	0	0	0	0	0	0	0	0	0	0
13.XXXX	All other education program(s)	0	0	0	3	0	0	0	0	0	0	3	2	0	0	3	5
13.0101	Education, General.	0	0	0	0	0	0	0	0	0	0	0	0	0	0	0	0
Totals:		0	0	0	7	0	0	0	0	0	0	6	11	0	0	6	18

13.0501	Educational/Instructional Media Design.	0	0	0	0	0	0	0	0	0	0	0	0	0	0	0	0
13.0802	Educational Psychology.	0	0	0	0	0	0	0	0	0	0	0	0	0	0	0	0
13.1001	Special Education, General.	0	0	0	0	0	0	0	0	0	0	0	0	0	0	0	0
13.1101	Counseling Education/Student Counseling and Guidance Service.	0	0	0	0	0	0	0	0	0	0	0	0	0	0	0	0
13.1202	Elementary Teacher Education.	0	0	0	0	0	0	0	0	0	0	0	0	0	0	0	0
13.1204	Pre-Elementary/Early Childhood/Kindergarten Teacher Education.	0	0	0	0	0	0	0	0	0	0	0	0	0	0	0	0
IPEDS CIP Code	Program area	Nonresident alien (international)		Black, non-Hispanic		American Indian or Alaskan Native		Asian or Pacific Islander		Hispanic		White, non-Hispanic		Race/ethnicity unknown			
		M	W	M	W	M	W	M	W	M	W	M	W	M	W	M	W
13.1205	Secondary Teacher Education.	0	0	0	0	0	0	0	0	0	0	0	0	0	0	0	0
13.1302	Art Teacher Education.	0	0	0	0	0	0	0	0	0	0	0	0	0	0	0	0
13.1305	English Teacher Education.	0	0	0	0	0	0	0	0	0	0	0	2	0	0	0	2
13.1307	Health Teacher Education.	0	0	0	0	0	0	0	0	0	0	0	0	0	0	0	0
13.1311	Mathematics Teacher Education.	0	0	0	0	0	0	0	0	0	0	0	0	0	0	0	0
13.1312	Music Teacher Education.	0	0	0	0	0	0	0	0	0	0	0	0	0	0	0	0
13.1314	Physical Education Teaching and Coaching.	0	0	0	0	0	0	0	0	0	0	0	0	0	0	0	0
13.1315	Reading Teacher Education.	0	0	0	0	0	0	0	0	0	0	0	0	0	0	0	0
13.1316	Science Teacher Education, General.	0	0	0	0	0	0	0	0	0	0	0	0	0	0	0	0
13.1318	Social Studies Teacher Education.	0	0	0	0	0	0	0	0	0	0	0	0	0	0	0	0
IPEDS CIP Code	Program area	Nonresident alien (international)		Black, non-Hispanic		American Indian or Alaskan Native		Asian or Pacific Islander		Hispanic		White, non-Hispanic		Race/ethnicity unknown			

		M	W	M	W	M	W	M	W	M	W	M	W	M	W	M	W
13.1320	Trade and Industrial Teacher Education (Vocational).	0	0	0	0	0	0	0	0	0	0	0	0	0	0	0	0
13.1321	Computer Teacher Education.	0	0	0	0	0	0	0	0	0	0	0	0	0	0	0	0
13.1322	Biology Teacher Education.	0	0	0	0	0	0	0	0	0	0	1	1	0	0	1	1
13.1323	Chemistry Teacher Education.	0	0	0	0	0	0	0	0	0	0	0	0	0	0	0	0
13.1328	History Teacher Education.	0	0	0	0	0	0	0	0	0	0	0	0	0	0	0	0
13.1329	Physics Teacher Education.	0	0	0	0	0	0	0	0	0	0	0	0	0	0	0	0
13.1401	Teaching English as a Second Language/Foreign Language.	0	0	0	0	0	0	0	0	0	0	0	0	0	0	0	0
13.XXXX	All other education program(s)	0	0	0	1	0	0	0	0	0	0	2	3	0	0	2	4
13.0101	Education, General.	0	0	0	0	0	0	0	0	0	0	0	0	0	0	0	0
Totals:		0	0	0	1	0	0	0	0	0	0	3	6	0	0	3	7

[Return to the main screen](#)



Professional Education Data System

Institution: Columbus State University

AACTE ID: 773

[Reports](#)



Print Center



FAQ



Help



Logout

Post-Bachelor`s or Master`s Level Advanced Preparation

Program Completers in Professional Education between July 1, 2003 and June 30, 2004 that is NOT included in CIP 13.0000

13.1305	English Teacher Education.		0	0	0	0	0	0	0	0	0	0	0	0	0	0	0	0	
13.1307	Health Teacher Education.		0	0	0	0	0	0	0	0	0	0	0	0	0	0	0	0	
13.1311	Mathematics Teacher Education.		0	0	0	0	0	0	0	0	0	0	0	0	0	0	0	0	
13.1312	Music Teacher Education.		0	0	0	0	0	0	0	0	0	0	0	0	0	0	0	0	
13.1314	Physical Education Teaching and Coaching.		0	0	0	0	0	0	0	0	0	0	0	0	0	0	0	0	
13.1315	Reading Teacher Education.		0	0	0	0	0	0	0	0	0	0	1	0	0	0	0	1	
13.1316	Science Teacher Education, General.		0	0	0	0	0	0	0	0	0	0	0	0	0	0	0	0	
13.1318	Social Studies Teacher Education.		0	0	0	0	0	0	0	0	0	0	0	0	0	0	0	0	
IPEDS CIP Code	Program area		Nonresident alien (international)		Black, non-Hispanic		American Indian or Alaskan Native		Asian or Pacific Islander		Hispanic		White, non-Hispanic		Race/ethnicity unknown		M	W	
			M	W	M	W	M	W	M	W	M	W	M	W	M	W			
13.1320	Trade and Industrial Teacher Education (Vocational).		0	0	0	0	0	0	0	0	0	0	0	0	0	0	0	0	0
13.1321	Computer Teacher Education.		0	0	0	0	0	0	0	0	0	0	0	0	0	0	0	0	0
13.1322	Biology Teacher Education.		0	0	0	0	0	0	0	0	0	0	0	0	0	0	0	0	0
13.1323	Chemistry Teacher Education.		0	0	0	0	0	0	0	0	0	0	0	0	0	0	0	0	0
13.1328	History Teacher Education.		0	0	0	0	0	0	0	0	0	0	0	0	0	0	0	0	0
13.1329	Physics Teacher Education.		0	0	0	0	0	0	0	0	0	0	0	0	0	0	0	0	0
13.1401	Teaching English as a Second Language/Foreign Language.		0	0	0	0	0	0	0	0	0	0	0	0	0	0	0	0	0
13.XXXX	All other education program(s)		0	0	0	0	0	0	0	0	0	0	2	0	0	0	0	0	2
13.0101	Education, General.		0	0	0	0	0	0	0	0	0	0	0	0	0	0	0	0	0
Totals:			0	0	2	2	0	0	0	0	0	0	3	5	0	0	5	7	

[Return to the main screen](#)

	Education (Vocational).																		
13.1321	Computer Teacher Education.	0	0	0	0	0	0	0	0	0	0	0	0	0	0	0	0	0	0
13.1322	Biology Teacher Education.	0	0	0	0	0	0	0	0	0	0	0	0	0	0	0	0	0	0
13.1323	Chemistry Teacher Education.	0	0	0	0	0	0	0	0	0	0	0	0	0	0	0	0	0	0
13.1328	History Teacher Education.	0	0	0	0	0	0	0	0	0	0	0	0	0	0	0	0	0	0
13.1329	Physics Teacher Education.	0	0	0	0	0	0	0	0	0	0	0	0	0	0	0	0	0	0
13.1401	Teaching English as a Second Language/Foreign Language.	0	0	0	0	0	0	0	0	0	0	0	0	0	0	0	0	0	0
13.XXXX	All other education program(s)	0	0	0	0	0	0	0	0	0	0	1	0	0	0	0	0	1	0
13.0101	Education, General.	0	0	0	0	0	0	0	0	0	0	0	0	0	0	0	0	0	0
Totals:		0	0	0	2	0	0	0	0	0	0	2	2	0	0	0	2	4	

[Return to the main screen](#)



Professional Education Data System

Institution: Columbus State University

AACTE ID: 773

[Reports](#)



Print Center



FAQ



Help



Logout

Doctorate Level Advanced Preparation

Program Completers in Professional Education between July 1, 2003 and June 30, 2004 that is NOT included in CIP 13.0000

B-4E Students who completed a professional education program at the advanced teacher preparation level, but did not receive a degree in education, by gender and race/ethnicity.

13.1307	Health Teacher Education.		0	0	0	0	0	0	0	0	0	0	0	0	0	0	0	0
13.1311	Mathematics Teacher Education.		0	0	0	0	0	0	0	0	0	0	0	0	0	0	0	0
13.1312	Music Teacher Education.		0	0	0	0	0	0	0	0	0	0	0	0	0	0	0	0
13.1314	Physical Education Teaching and Coaching.		0	0	0	0	0	0	0	0	0	0	0	0	0	0	0	0
13.1315	Reading Teacher Education.		0	0	0	0	0	0	0	0	0	0	0	0	0	0	0	0
13.1316	Science Teacher Education, General.		0	0	0	0	0	0	0	0	0	0	0	0	0	0	0	0
13.1318	Social Studies Teacher Education.		0	0	0	0	0	0	0	0	0	0	0	0	0	0	0	0
IPEDS CIP Code	Program area		Nonresident alien (international)		Black, non-Hispanic		American Indian or Alaskan Native		Asian or Pacific Islander		Hispanic		White, non-Hispanic		Race/ethnicity unknown		M	W
			M	W	M	W	M	W	M	W	M	W	M	W	M	W		
13.1320	Trade and Industrial Teacher Education (Vocational).		0	0	0	0	0	0	0	0	0	0	0	0	0	0	0	0
13.1321	Computer Teacher Education.		0	0	0	0	0	0	0	0	0	0	0	0	0	0	0	0
13.1322	Biology Teacher Education.		0	0	0	0	0	0	0	0	0	0	0	0	0	0	0	0
13.1323	Chemistry Teacher Education.		0	0	0	0	0	0	0	0	0	0	0	0	0	0	0	0
13.1328	History Teacher Education.		0	0	0	0	0	0	0	0	0	0	0	0	0	0	0	0
13.1329	Physics Teacher Education.		0	0	0	0	0	0	0	0	0	0	0	0	0	0	0	0
13.1401	Teaching English as a Second Language/Foreign Language.		0	0	0	0	0	0	0	0	0	0	0	0	0	0	0	0
13.XXXX	All other education program(s)		0	0	0	0	0	0	0	0	0	1	0	0	0	0	1	0
13.0101	Education, General.		0	0	0	0	0	0	0	0	0	0	0	0	0	0	0	0
Totals:			0	0	0	0	0	0	0	0	0	1	2	0	0	0	1	2

[Return to the main screen](#)



Nonresident alien (international)

A person who is not a citizen or national of the United States and who is in this country on a visa or temporary basis and does not have the right to remain indefinitely.



Professional Education Data System

Institution: **Columbus State University**

AACTE ID: 773

[Reports](#)



Print Center



FAQ



Help



Logout

Professional Education Faculty

B-5A Number of professional education faculty members in each category, Fall, 2004.


Columbus State University	Full-Time		Part-Time		Adjunct Faculty	
	Current year	Prior year	Current year	Prior year	Current year	Prior year
Men						
Nonresident alien (international)	0	0	0	0	0	0
Black, non-Hispanic	0	0	0	1	0	0
American Indian or Alaskan Native	0	0	0	0	0	0
Asian or Pacific Islander	0	0	0	0	0	0
Hispanic	1	1	0	0	0	0
White, non-Hispanic	14	15	8	10	0	0
Race/ethnicity unknown	0	0	0	0	0	0
Men total	15	16	8	11	0	0
Women						
Nonresident alien (international)	0	0	0	0	0	0

Black, non-Hispanic	2	2	2	2	0	0
American Indian or Alaskan Native	0	0	0	0	0	0
Asian or Pacific Islander	0	0	0	0	0	0
Hispanic	0	0	1	1	0	0
White, non-Hispanic	21	21	23	28	0	0
Race/ethnicity unknown	0	0	0	0	0	0
Women total	23	23	26	31	0	0

[Return to the main screen](#)

Nonresident alien (international)

A person who is not a citizen or national of the United States and who is in this country on a visa or temporary basis and does not have the right to remain indefinitely.



Professional Education Data System

Institution: **Columbus State University**

AACTE ID: 773

[Reports](#)



Print Center



FAQ



Help



Logout

Faculty Counts and Teaching Loads

B-5B Faculty counts and teaching loads for faculty members appointed full-time in professional education, Fall, 2004.

Columbus State University	Full-time faculty in professional education who are:					
	Teaching only undergraduate courses		Teaching only graduate courses		Teaching both undergraduate and graduate courses	
	Current year	Prior year	Current year	Prior year	Current year	Prior year

Total number of credit hours taught	110	50	104	124	278	312
Number of full-time faculty	8	4	9	13	19	22
Total number of courses taught(count each section)	22	21	36	39	98	115

[Return to the main screen](#)



Professional Education Data System

Institution: **Columbus State University**

AACTE ID: 773

[Reports](#)



Print Center



FAQ



Help



Logout

Tenure and Non-tenure Full-time Professional Education Faculty


B-5C Tenure of full-time professional education faculty in schools, colleges or departments of education, Fall, 2004.

Does this professional education unit have a tenure track system? **Yes**

Columbus State University	Number of non-tenured faculty					
	Number of faculty with tenure		On tenure track		Not on tenure track	
	Current year	Prior year	Current year	Prior year	Current year	Prior year
Professors	8	5	1	0	0	0
Associate professors	10	7	4	5	0	0
Assistant professors	4	3	4	15	2	3
Instructors	0	0	1	0	4	1
Lecturers	0	0	0	0	0	0

No academic rank	0	0	0	0	0	0
Totals:	22	15	10	20	8	4

[Return to the main screen](#)



Professional Education Data System

Institution: **Columbus State University**

AACTE ID: 773

[Reports](#)



Print Center



FAQ



Help



Logout

Revenues and Expenditures

B-6 Selected fiscal revenues and expenditures (for the fiscal year that ended June 30, 2004)

1. Total operating budget for the entire university, 2003-2004? **\$0.00**
2. Total amount allocated to the professional education unit? **\$0.00**


Columbus State University	Institutional Total		School, College, or Department of Education portion	
	Current year	Prior year	Current year	Prior year
REVENUE FROM				
Private gifts, private grants and private contract	\$2,362,756.00	\$2,471,631.00	\$140,098.00	\$91,305.00
Endowment Income	\$264,552.00	\$146,272.00	\$0.00	\$0.00
Totals:	\$2,627,308.00	\$2,617,903.00	\$140,098.00	\$91,305.00
EXPENDITURES				
Instruction	\$23,784,545.00	\$23,417,959.00	\$4,520,621.00	\$4,804,479.00

Research	\$0.00	\$0.00	\$0.00	\$0.00
Public Service	\$0.00	\$0.00	\$0.00	\$0.00
Academic support	\$5,858,420.00	\$4,926,258.00	\$379,116.00	\$345,076.00
Student Services	\$3,631,414.00	\$3,311,506.00	\$0.00	\$0.00
Totals:	\$33,274,379.00	\$31,655,723.00	\$4,899,737.00	\$5,149,555.00

[Return to the main screen](#)

Private gifts, private grants and private contract

Revenues from private donors for which no legal consideration is involved and from private contracts for specific goods and services provided to the funder as stipulation for receipt of the funds. Includes only those gifts, grants, and contracts that are directly related to instruction, research, public service, or other institutional purposes. Includes monies received as a result of gifts, grants, or contracts from a foreign government. Also includes the estimated dollar amount of contributed services.



Professional Education Data System

Institution: **Columbus State University**

AACTE ID: 773

[Reports](#)



Print Center



FAQ



Help



Logout

Technology Education and Distance Learning

B-7 Number of distance learning courses, total enrollment in distance learning, and number of distance learning programs offered

B-7.1 Which of the following best describe the technology requirements for teacher candidates in your program(s)? :



In order to complete the teacher education program, teacher candidates must demonstrate that they can deliver instruction using various technologies.

- Teacher candidates use various technologies as course requirements.
- There are no specific technology requirements for students in the education program.
- Other (please specify):

B-7.2 Which of the following best describe the technology used by education faculty members at your institution? :

- All education faculty members at our institution are required to incorporate various technologies into their courses.
- Most faculty members at our institution incorporate various technologies into their courses.
- Some faculty members at our institution incorporate various technologies into their courses.
- Other (please specify):

B-7.3 How closely does your School, College and Department of Education (SCDE) partner with K-12 school districts in preparing teachers in technology use for instruction? :

- Our institution has a formal arrangement with one or more K-12 schools to provide technology-related professional development opportunities to teachers.
- Our institution provides occasional technology-related training to teachers in one or more K-12 schools, but it is not part of an ongoing professional development program.
- Our institution does not provide technology-related training to teachers in the K-12 schools.

B-7.4 Did your SCDE offer any college-level, credit-granting courses by means of distance education* in 2004-2005 academic year?:

- Yes - if so, please answer 5 below
- No

B-7.5 Please report the following SCDE data for your undergraduate and graduate distance education courses in the 12-month 2004-2005 academic year. :

* Distance education refers to courses delivered to off-campus locations via live or prerecorded video, or computer technologies. Distance education excludes:

- Courses conducted exclusively on campus
- Courses conducted by written correspondence
- Courses for which the instructor travels to an off-campus site to deliver instruction in person.

Columbus State University	Undergraduate		Graduate	
	Current year	Prior year	Current year	Prior year
Number of distance learning courses	14	18	60	92
Total enrollments in distance learning courses	277	331	631	1005
Number of distance learning programs offered	0	0	3	3

[Return to the main screen](#)