

**Columbus State University  
College of Education and Health Professions  
Educator Preparation Fact Book**

**2010-2011 Table of Contents for Part VI  
Educator Preparation Programs Assessment  
–Initial Program Transition Points**

**Initial Program Transition points –Gate 3: Exit from Initial Program  
GPA, Grades in Content Area Courses, Map, and Dispositions**

Figure	Table	Description	Data Source
Figure 6		Average Grade Point Average (GPA) at Completion of Program by Unit	Data Sources: Preparation Approval Annual Report
	Table 25	Average GPA by Program -- Bachelors	Data Sources: Preparation Approval Annual Report
	Table 26	Average GPA by Program – Post - Baccalaureate	Data Sources: Preparation Approval Annual Report
	Table 27	Average GPA by Program – Graduate Initial Certification	Data Sources: Preparation Approval Annual Report
	Table 28	MAP Exit Evaluation From Student Teaching by Unit	Data Source: ISIS Report Menu, COEHP Database
	Table 29	MAP Exit Evaluation by Item from Student Teaching by Program	Data Source: ISIS Report Menu, COEHP Database
	Table 30	Disposition Exit Evaluation from Student Teaching by Unit	Data Source: ISIS Report Menu, COEHP Database
	Table 31	Disposition Exit Evaluation by Item from Student Teaching by Program	Data Source: ISIS Report Menu, COEHP Database
Figure 7		GACE and Statewide Pass Rates	Data Sources: Georgia Assessments for Certification of Educator (GACE) Pass Rates
	Table 32	Basic Skills and Statewide Pass Rates	Data Sources: Georgia Assessments for Certification of Educator (GACE) Pass Rates
	Table 33	Academic Content Areas with Statewide Pass Rates	Data Sources: Georgia Assessments for Certification of Educator (GACE) Pass Rates

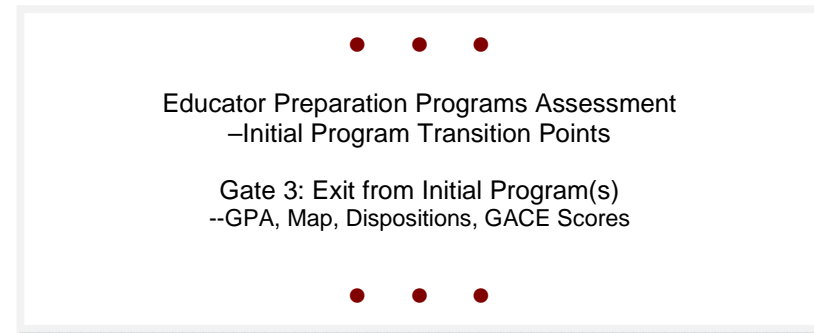
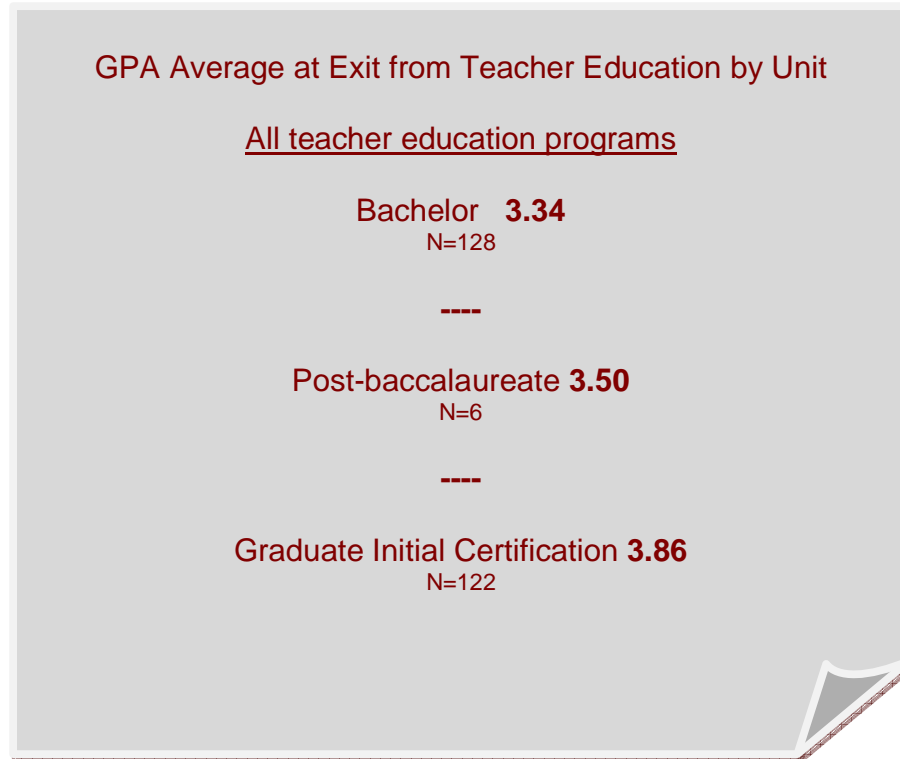
MAP –Model of Appropriate Practice

ISIS -- *Integrated Student Information System*

COEHP –College of Education and Health Professions

GACE –Georgia Assessment for the Certification of Educators

GPA Average at Exit from Teacher Education by Unit  
Figure 6



**Columbus State University  
College of Education and Health Professions  
Educator Preparation Fact Book**

Educator Preparation Programs Assessment  
–Initial Program Transition Points

Gate 3: Exit from Initial Programs  
--GPA, Map, Dispositions, GACE Scores

**Average GPA at Exit from Teacher Education by Program**  
**Table 25**

<b>Program Name</b>	<b>Exit GPA</b>	<b>Number of Completers</b>
Bachelors		
Art	3.60	4
Biology	3.36	4
Chemistry	3.50	1
Early Childhood	3.34	48
English	3.34	7
French	N/A	0
Health and Physical Education	3.39	15
History	3.17	9
Mathematics	3.25	1
Middle Grades	3.01	13
Music	3.56	13
Spanish	N/A	0
Special Education General Curriculum / Reading	3.48	10
Theatre	3.24	3

**N=128**

**Columbus State University  
College of Education and Health Professions  
Educator Preparation Fact Book**

Educator Preparation Programs Assessment  
–Initial Program Transition Points

Gate 3: Exit from Initial Programs  
--GPA, Map, Dispositions, GACE Scores

**Average GPA at Exit from Teacher Education by Program**  
**Table 26**

<b>Program Name</b>	<b>Exit GPA</b>	<b>Number of Completers</b>
Post - Baccalaureate		
Art	3.65	1
Early Childhood	3.55	2
Earth and Space Science	3.14	1
English	3.49	2

**N=6**

**Columbus State University  
College of Education and Health Professions  
Educator Preparation Fact Book**

Educator Preparation Programs Assessment  
–Initial Program Transition Points

Gate 3: Exit from Initial Programs  
--GPA, Map, Dispositions, GACE Scores

**Average GPA at Exit from Teacher Education by Program**  
**Table 27**

<b>Program Name</b>	<b>Exit GPA</b>	<b>Number of Completers</b>
Graduate Initial Certification (MED and EDS)		
Educational Leadership –This is the only EDS	3.94	33
Educational Leadership –Seated	3.99	14
Educational Leadership –Online	3.93	6
Art	4.00	1
Biology	3.62	3
Early Childhood	3.95	3
English	3.85	9
Health and Physical Education	3.69	10
Middle Grades	3.85	6
Sec. Mathematics	3.94	1
Sec. History	3.74	3
SPED Behavioral Disorders	3.77	2
Special Education General Curriculum / Reading	3.69	9
School Counseling	3.85	17
School Library Media	3.80	5

**N=122**

**Columbus State University  
College of Education and Health Professions  
Educator Preparation Fact Book**

Educator Preparation Programs Assessment  
–Initial Program Transition Points

Gate 3: Exit from Initial Programs  
--GPA, Map, Dispositions, GACE Scores

MAP Final Evaluation Prior to Student Teaching

**Table 28:** MAP Exit Evaluation for Student Teaching by Unit

<b>Program Unit</b>	<b>Average MAP Exit Evaluation from Student Teaching by Unit</b>
Teacher Education Education Preparation Unit	
Fall 2010	100% Met or Exceeded Expectations
Spring 2011	99% Met or Exceeded Expectations
<i>See MAP data on the next two pages.</i>	

Columbus State University  
College of Education and Health Professions  
Educator Preparation Fact Book

**Unit MAP Evaluation Report**  
**Exit from Student Teaching**  
**Term: Fall 2010**

<b>I: Planning and Preparation</b>	<b>1</b>	<b>2</b>	<b>3</b>	<b>4</b>	<b>5</b>	<b>NI</b>
1a: Demonstrates knowledge of content and pedagogy	0(0%)	0(0%)	14(26%)	17(32%)	22(42%)	0(0%)
1b: Demonstrates knowledge of students	0(0%)	0(0%)	4(8%)	20(38%)	29(55%)	0(0%)
1c: Selects instructional goals	0(0%)	0(0%)	7(13%)	23(43%)	23(43%)	0(0%)
1d: Demonstrates knowledge of resources	0(0%)	0(0%)	10(19%)	19(36%)	24(45%)	0(0%)
1e: Designs coherent instruction	0(0%)	0(0%)	7(13%)	21(40%)	25(47%)	0(0%)
1f: Assesses student learning	0(0%)	0(0%)	11(21%)	20(38%)	22(42%)	0(0%)
<b>II: The Classroom Environment</b>						
2a: Creates an environment of respect and rapport	0(0%)	0(0%)	8(15%)	15(28%)	30(57%)	0(0%)
2b: Establishes a culture for learning	0(0%)	0(0%)	5(9%)	20(38%)	28(53%)	0(0%)
2c: Manages classroom procedures	0(0%)	0(0%)	6(11%)	24(45%)	23(43%)	0(0%)
2d: Manages student behavior	0(0%)	0(0%)	8(15%)	25(47%)	20(38%)	0(0%)
2e: Organizes physical space	0(0%)	0(0%)	9(17%)	19(36%)	25(47%)	0(0%)
<b>III: Instruction</b>						
3a: Communicates clearly and accurately	0(0%)	0(0%)	6(11%)	22(42%)	25(47%)	0(0%)
3b: Uses questions and discussion techniques to enhance student learning	0(0%)	0(0%)	15(28%)	15(28%)	22(42%)	1(2%)
3c: Engages students in learning	0(0%)	0(0%)	8(15%)	22(42%)	22(42%)	1(2%)
3d: Provides feedback to students	0(0%)	0(0%)	8(15%)	20(38%)	25(47%)	0(0%)
3e: Demonstrates flexibility and responsiveness	0(0%)	0(0%)	9(17%)	18(34%)	26(49%)	0(0%)
<b>IV: Professional Responsibilities</b>						
4a: Reflects on teaching	0(0%)	0(0%)	11(21%)	14(26%)	28(53%)	0(0%)
4b: Maintains accurate records	0(0%)	0(0%)	7(13%)	16(30%)	30(57%)	0(0%)
4c: Communicates with families	0(0%)	0(0%)	13(25%)	19(36%)	21(40%)	0(0%)
4d: Contributes to school and district	0(0%)	0(0%)	7(13%)	23(43%)	23(43%)	0(0%)
4e: Grows and develops professionally	0(0%)	0(0%)	5(9%)	16(30%)	31(58%)	1(2%)
4f: Shows professionalism	0(0%)	0(0%)	5(9%)	15(28%)	32(60%)	1(2%)
<b>Aggregate percentage:</b>	<b>0%</b>	<b>0%</b>	<b>16%</b>	<b>36%</b>	<b>48%</b>	<b>0%</b>

1 - Below Expectations 3 - Meets Expectations 5 - Exceeds Expectations  
100% Met or Exceeded Expectations

Columbus State University  
College of Education and Health Professions  
Educator Preparation Fact Book

**Unit MAP Evaluation Report  
Exit from Student Teaching  
Term: Spring 2011**

<b>I: Planning and Preparation</b>	<b>1</b>	<b>2</b>	<b>3</b>	<b>4</b>	<b>5</b>	<b>NI</b>
1a: Demonstrates knowledge of content and pedagogy	0(0%)	0(0%)	13(16%)	38(46%)	31(38%)	0(0%)
1b: Demonstrates knowledge of students	0(0%)	0(0%)	10(12%)	32(39%)	40(49%)	0(0%)
1c: Selects instructional goals	0(0%)	0(0%)	9(11%)	34(41%)	39(48%)	0(0%)
1d: Demonstrates knowledge of resources	0(0%)	0(0%)	7(9%)	38(46%)	37(45%)	0(0%)
1e: Designs coherent instruction	0(0%)	0(0%)	9(11%)	33(40%)	40(49%)	0(0%)
1f: Assesses student learning	0(0%)	0(0%)	14(17%)	34(41%)	34(41%)	0(0%)
<b>II: The Classroom Environment</b>						
2a: Creates an environment of respect and rapport	0(0%)	0(0%)	8(10%)	25(30%)	48(59%)	1(1%)
2b: Establishes a culture for learning	0(0%)	0(0%)	7(9%)	31(38%)	43(52%)	1(1%)
2c: Manages classroom procedures	0(0%)	0(0%)	9(11%)	30(37%)	42(51%)	1(1%)
2d: Manages student behavior	0(0%)	0(0%)	7(9%)	40(49%)	34(41%)	1(1%)
2e: Organizes physical space	0(0%)	0(0%)	8(10%)	38(46%)	35(43%)	1(1%)
<b>III: Instruction</b>						
3a: Communicates clearly and accurately	0(0%)	0(0%)	6(7%)	29(35%)	47(57%)	0(0%)
3b: Uses questions and discussion techniques to enhance student learning	0(0%)	0(0%)	11(13%)	37(45%)	34(41%)	0(0%)
3c: Engages students in learning	0(0%)	0(0%)	6(7%)	33(40%)	43(52%)	0(0%)
3d: Provides feedback to students	0(0%)	0(0%)	10(12%)	23(28%)	49(60%)	0(0%)
3e: Demonstrates flexibility and responsiveness	0(0%)	0(0%)	6(7%)	34(41%)	42(51%)	0(0%)
<b>IV: Professional Responsibilities</b>						
4a: Reflects on teaching	0(0%)	0(0%)	12(15%)	23(28%)	46(56%)	1(1%)
4b: Maintains accurate records	0(0%)	0(0%)	8(10%)	30(37%)	43(52%)	1(1%)
4c: Communicates with families	0(0%)	0(0%)	16(20%)	28(34%)	26(32%)	12(15%)
4d: Contributes to school and district	0(0%)	0(0%)	7(9%)	32(39%)	38(46%)	5(6%)
4e: Grows and develops professionally	0(0%)	0(0%)	6(7%)	26(32%)	48(59%)	2(2%)
4f: Shows professionalism	0(0%)	0(0%)	4(5%)	20(24%)	56(68%)	2(2%)
<b>Aggregate percentage:</b>	<b>0%</b>	<b>0%</b>	<b>11%</b>	<b>38%</b>	<b>50%</b>	<b>2%</b>

1 - Below Expectations 3 - Meets Expectations 5 - Exceeds Expectations

**99% Met or Exceeded Expectations / 2% NI**



Columbus State University  
College of Education and Health Professions  
Educator Preparation Fact Book

Educator Preparation Programs Assessment  
–Initial Program Transition Points

Gate 3: Exit from Initial Programs  
--GPA, Map, Dispositions, GACE Scores

MAP Exit Evaluation from Student Teaching

**Table 29:** MAP Exit Evaluation by Item from Student Teaching by Program

Program Name	MAP Exit Evaluation from Student Teaching by Program
MAP data (at exit from student teaching) by program are available on the <i>Integrated Student Information System</i> (ISIS).	ISIS Report Menu: COEHP Database

**Columbus State University  
College of Education and Health Professions  
Educator Preparation Fact Book**

Educator Preparation Programs Assessment Plan  
–Initial Program Transition Points

Gate 3: Exit from Initial Programs  
--GPA, Map, Dispositions, GACE Scores

Disposition MAP Exit Evaluation from Student Teaching

**Table 30:** Dispositions Exit Evaluation by Item from Student Teaching by Unit

<b>Program Name</b>	<b>Disposition Exit Evaluation from Student Teaching By Unit</b>
Teacher Education Education Preparation Unit	
Fall 2010	99% Met or Exceeded Expectations
Spring 2011	100% Met or Exceeded Expectations
<i>See actual dispositions data on the next two pages.</i>	

Columbus State University  
College of Education and Health Professions  
Educator Preparation Fact Book

**Unit Undergraduate Disposition Evaluation Report**  
**Summary Results at Exit from Student Teaching**  
**Term: Fall 2010**

Disposition	1	2	3	4	5	NI
Reflects sound judgment and moral reasoning, especially in relating to and safe-guarding students	0(0%)	0(0%)	10(12%)	19(23%)	53(65%)	0(0%)
Interacts appropriately and positively with others	0(0%)	0(0%)	9(11%)	21(26%)	52(63%)	0(0%)
Treats others with courtesy, respect, and open-mindedness	0(0%)	0(0%)	7(9%)	23(28%)	52(63%)	0(0%)
Displays the ability to work with diverse individuals	0(0%)	0(0%)	6(7%)	28(34%)	48(59%)	0(0%)
Displays maturity and independence by following appropriate protocol when seeking solutions to problems	0(0%)	0(0%)	14(17%)	18(22%)	50(61%)	0(0%)
Accepts and uses constructive criticism (feedback)	0(0%)	0(0%)	12(15%)	18(22%)	52(63%)	0(0%)
Demonstrates enthusiasm, confidence, and initiative	0(0%)	1(1%)	10(12%)	23(28%)	48(59%)	0(0%)
Demonstrates appropriate self-monitoring and control of emotions and behavior	0(0%)	0(0%)	12(15%)	17(21%)	53(65%)	0(0%)
Demonstrates appropriate professional appearance and uses appropriate hygiene	0(0%)	0(0%)	4(5%)	18(22%)	60(73%)	0(0%)
Maintains confidentiality of records, correspondence, and conversation	0(0%)	0(0%)	7(9%)	15(18%)	52(63%)	0(0%)
Prepares thoroughly and consistently	0(0%)	0(0%)	12(15%)	20(24%)	50(61%)	0(0%)
Meets deadlines	0(0%)	0(0%)	11(13%)	18(22%)	53(65%)	0(0%)
Exhibits a strict code of honesty related to tests and assignments	0(0%)	0(0%)	8(10%)	13(16%)	54(66%)	0(0%)
<b>Aggregate percentage:</b>	<b>0%</b>	<b>0%</b>	<b>11%</b>	<b>24%</b>	<b>64%</b>	<b>0%</b>

1 - Below Expectations 3 - Meets Expectations 5 - Exceeds Expectations

**99% Met or Exceeded Expectations**

Columbus State University  
College of Education and Health Professions  
Educator Preparation Fact Book

**Unit Undergraduate Disposition Evaluation Report**  
**Summary Results at Exit from Student Teaching**  
**Term: Spring 2011**

Disposition	1	2	3	4	5	NI
Reflects sound judgment and moral reasoning, especially in relating to and safe-guarding students	0(0%)	0(0%)	8(15%)	9(17%)	37(69%)	0(0%)
Interacts appropriately and positively with others	0(0%)	0(0%)	8(15%)	12(22%)	34(63%)	0(0%)
Treats others with courtesy, respect, and open-mindedness	0(0%)	0(0%)	7(13%)	8(15%)	39(72%)	0(0%)
Displays the ability to work with diverse individuals	0(0%)	0(0%)	9(17%)	10(19%)	35(65%)	0(0%)
Displays maturity and independence by following appropriate protocol when seeking solutions to problems	0(0%)	0(0%)	11(20%)	12(22%)	31(57%)	0(0%)
Accepts and uses constructive criticism (feedback)	0(0%)	0(0%)	6(11%)	12(22%)	36(67%)	0(0%)
Demonstrates enthusiasm, confidence, and initiative	0(0%)	0(0%)	8(15%)	13(24%)	33(61%)	0(0%)
Demonstrates appropriate self-monitoring and control of emotions and behavior	0(0%)	0(0%)	9(17%)	15(28%)	30(56%)	0(0%)
Demonstrates appropriate professional appearance and uses appropriate hygiene	0(0%)	0(0%)	6(11%)	9(17%)	39(72%)	0(0%)
Maintains confidentiality of records, correspondence, and conversation	0(0%)	0(0%)	8(15%)	12(22%)	30(56%)	0(0%)
Prepares thoroughly and consistently	0(0%)	0(0%)	11(20%)	12(22%)	31(57%)	0(0%)
Meets deadlines	0(0%)	0(0%)	9(17%)	16(30%)	29(54%)	0(0%)
Exhibits a strict code of honesty related to tests and assignments	0(0%)	0(0%)	9(17%)	7(13%)	30(56%)	0(0%)
<b>Aggregate percentage:</b>	<b>0%</b>	<b>0%</b>	<b>16%</b>	<b>21%</b>	<b>62%</b>	<b>0%</b>

1 - Below Expectations 3 - Meets Expectations 5 - Exceeds Expectations

**100% Met or Exceeded Expectations**

**Columbus State University  
College of Education and Health Professions  
Educator Preparation Fact Book**

Educator Preparation Programs Assessment  
–Initial Program Transition Points

Gate 3: Exit from Initial Programs  
--GPA, Map, Dispositions, GACE Scores

Disposition Exit Evaluation from Student Teaching

**Table 31:** Disposition Exit Evaluation by Item from Student Teaching by Program

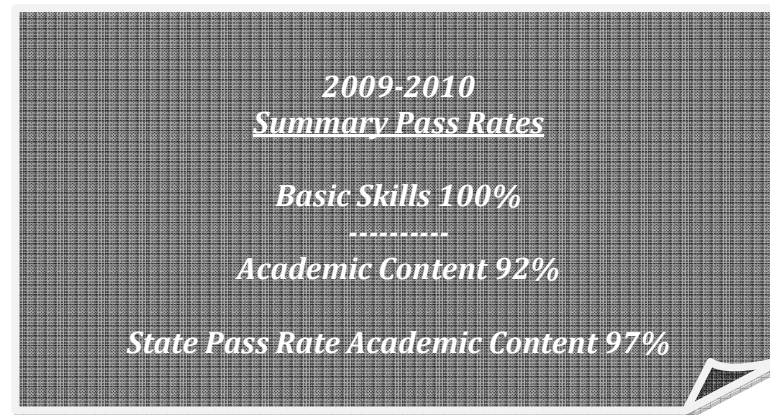
<b>Program Name</b>	<b>Disposition Exit Evaluation from Student Teaching by Program</b>
Disposition data (at exit from student teaching) by program are available on the <i>Integrated Student Information System</i> (ISIS).	ISIS Report Menu: COEHP Database

**Columbus State University  
College of Education and Health Professions  
Educator Preparation Fact Book**

Georgia Assessment of Certification of Educator (GACE)

**Figure 7:** GACE Academic Content Areas and Statewide Pass Rates

Title II Reporting –Evaluation Systems  
Georgia Assessment for Certification of Educator  
CSU Historical Summary Data: GACE Pass Rates  
Program Year: 2009-2010



[ES-InstRpt@pearson.com](mailto:ES-InstRpt@pearson.com)

**Columbus State University  
College of Education and Health Professions  
Educator Preparation Fact Book**

Georgia Assessment of Certification of Educator (GACE)

**Table 32:** Basic Skills and Statewide Pass Rates

GACE Pass Rates  
Program Year: 2009-2010

The College of Education scored a pass rate of 100% in the Basic Skills category.

<b>Test Field/Category</b>	<b>Columbus State University</b>			<b>Statewide</b>
	<b>Number Tested</b>	<b>Number Passed</b>	<b>Pass Rate</b>	<b>Pass Rate</b>
<b>Basic Skills</b>				
200 GACE Reading	91	91	100%	100%
201 GACE Mathematics	90	90	100%	100%
202 GACE Writing	91	91	100%	100%
<b>Aggregate</b>	<b>91</b>	<b>91</b>	<b>100%</b>	<b>100%</b>

**Columbus State University  
College of Education and Health Professions  
Educator Preparation Fact Book**

**Educator Preparation Programs Assessment Plan  
–Initial Program Transition Points**

Gate 3: Exit from Initial Programs  
--GPA, Map, Dispositions, GACE Scores

Georgia Assessment of Certification of Educator (GACE)  
**Table 33:** Academic Content Areas with Statewide Pass Rates

Summary GACE Data  
Pass Rates for All Content Assessments & Statewide Pass Rates  
Program Year: 2009-2010

The College of Education scored an aggregate pass rate of 92% in the Academic Content Area category; the statewide pass rate is 97%.

Test Field/Category	Columbus State University			Statewide
	# Tested	# Passed	Pass Rate	Pass Rate
<b>Academic Content Areas</b>				
Art Education	5	5	100%	98%
Biology	7	7	100%	96%
Chemistry	1	1	100%	96%
Early Childhood Education	60	47	78%	93%
Educational Leadership	41	41	100%	98%
English	14	14	100%	98%
History	9	8	89%	96%
Health and PE	24	23	96%	96%
Mathematics	3	3	100%	98%
Media Specialist	2	2	100%	99%
Middle Grades Language Arts	12	9	75%	97%
Middle Grades Mathematics	9	8	89%	94%
Middle Grades Science	6	6	100%	96%
Middle Grades Social Science	6	5	83%	90%
Music	16	16	100%	100%
School Counseling	15	15	100%	100%
Special Education Gen Curriculum	20	20	100%	100%
<b>Aggregate</b>	<b>250</b>	<b>230</b>	<b>92%</b>	<b>97%</b>