

Professional Education Data System

Institutional Report

Columbus State University (AACTE ID: 773)

Institutional Data

[A](#) Institutional Data

A-1 Institutional Information

This information will be used in all official references to your institution.

Institution Name: Columbus State University

Address 1: 4225 University Avenue

Address 2:

City: Columbus

State: Georgia

Zip: 31907

Country: USA

Institution Phone: (706) 568-2001

A-2 Chief Executive Officer of Institution

Include complete address and phone number.

CEO of Institution: Timothy S. Mescon

Title: President

Address 1: 4225 University Avenue

Address 2:

City: Columbus

State: Georgia

Zip: 31907
Country: USA
Phone: (706) 568-2211
Fax: (706) 568-2123

A-3 Name of Professional Education Unit:

Complete all that apply

PE Unit Name: College of Education and Health Professions
PE Unit Name 2:
PE Unit Name 3:

A-4 Designated Head of Professional Education Unit:

Include complete address and phone number.

PE Designated Head Name: Ellen Roberts
Title: Dean
Address 1: 4225 University Avenue
Address 2:
City: Columbus
State: Georgia
Zip: 31907
Country: USA
Phone: (706) 507-8500
Fax: (706) 568-5015
Email: roberts_ellen@colstate.edu

A-5 Professional Education Unit Term

If the head of the Professional Education Unit differs from the person on the last PEDS report, when did his or her term begin?

Term Began Month: July

Term Began Year: 2010

A-6 Programs/Degrees Offered

Programs/degrees offered by the institution/consortium that prepare educational personnel (P-12):(check beside all degrees and recognized programs offered)

Programs/Degrees:

- Bachelor's, initial teacher preparation
- Post-Bachelor's or Master's, Initial Teacher Preparation
- Post-Bachelor's or Master's, Advanced Teacher Preparation
- CAS or Specialist
- Doctoral
- Other (please describe)

A-7 Total Student Licenses Headcount (degrees/program completers)

Indicate the total headcount of students who received licenses, endorsements or degrees (education only) from your institution between July 1, 2008 and June 30, 2009 (Note: Do not double count).

Totals: 443

Calculated: 443 (based on the current data: B-3's and B-4's totals)

A-8 Control

Control:(check only one)



Public



Private or Independent

A-9 Institution Type

Type of Institution: (check only one)



A single-campus institution



A branch campus of a parent institution (please give name of parent institution)



A main campus (parent institution with one or more branch campuses and/or other campuses)



An administratively equal campus of an institutional system (please give the name of the system)



A consortium

A-10 Units

Unit of credit awarded for completion of coursework: (check only one)



Semester Hour



Quarter Hour

Other (please describe)

A-11 Accreditation/Affiliation

Institutional Accreditation and Affiliations (Please check one)

- AABC-American Association of Bible Colleges
- MIDDLE STATES Association of Colleges and Schools
- NEW ENGLAND Association of Schools and Colleges
- NORTH CENTRAL Association of Colleges and Schools
- NORTHWEST Commission on Colleges and Universities
- SOUTHERN Association of Colleges and Schools
- WESTERN Association of Schools and Colleges

A-12 Organizations

If the institution is a member of any of the following organizations, check the appropriate blank(s):

- CADREI: Council of Academic Deans from Research Education Institutions
- AILACTE: Association of Independent Liberal Arts Colleges for Teacher Education
- NAFEO: National Association for Equal Opportunity in Higher Education
- NCATE: National Council for Accreditation of Teacher Education
- TECSCU: Teacher Education Council of State Colleges and Universities

- Holmes Partnership
- HACU: Hispanic Association of Colleges and Universities
- TEAC: Teacher Education Accreditation Council

A-13 Calendar System

What is the predominant calendar system at this institution? (Check only one.)

- Semester
- Quarter
- Trimester
- Four-one-four (4-1-4)
- Continuous
- Other

A-14 Contact Person

Contact person for the Professional Education Data System (i.e., the individual with responsibility for preparing this report)

Name: Sallie Averitt Miller
Title: Assistant Dean and Professor
Institution: Columbus State University
Address 1: 4225 University Avenue
Address 2:
City: Columbus
State: Georgia

Zip: 31907
Country: USA
Phone: (706)565-4071
Fax: (706)568-5015
Email: miller_sallie@colstate.edu

A-15 Carnegie Classification

Please select your Institution Carnegie Classification

- RU/VH: Research University (very high research activity)
- RU/H: Research University (high research activity)
- DRU: Doctoral/Research University
- Master's L: Masters Colleges and Universities (larger programs)
- Master's M: Master's Colleges and Universities (medium programs)
- Master's S: Master's Colleges and Universities (smaller programs)
- Bac/A&S: Baccalaureate Colleges - Arts and Sciences
- Bac/Diverse: Baccalaureate Colleges - Diverse fields
- Bac/Assoc: Baccalaureate/Associate's Colleges
- Associate's Colleges
- Tribal Colleges
- Other (please describe)

A-16 Geographical Setting

Based on location and main area of PK-12 influence, would you describe your institution/teacher preparation programs as being primarily

Which of the following best describes the geographical setting in which your main campus is located?



Urban



Rural



Suburban or Town

Which of the following best describes the geographical setting of the school districts where graduates from your teacher preparation program are most likely to be hired?



Urban



Rural



Suburban or Town



Professional Education Data System

Institutional Report

Columbus State University (AACTE ID: 773)

Institutional Undergraduate Enrollment

B-1A Institutional total undergraduate enrollment (CIP 99.0000) by gender and race/ethnicity categories as of the institution's official fall reporting date or as of October 15, 2009.

Columbus State University	Undergraduate Students			
	Full-Time		Part-Time	
	Current year	Prior year	Current year	Prior year
Men				
<u>Nonresident alien (international)</u>	31	36	4	5
<u>Black, non-Hispanic</u>	512	494	261	266
<u>American Indian or Alaskan Native</u>	12	7	5	2
<u>Asian or Pacific Islander</u>	51	45	18	14
<u>Hispanic</u>	100	63	31	24
<u>White, non-Hispanic</u>	1221	1184	560	535
<u>Race/ethnicity unknown</u>	0	97	0	30
Men total	1927	1926	879	876
Women				
<u>Nonresident alien (international)</u>	34	40	5	9
<u>Black, non-Hispanic</u>	1083	1065	455	464

American Indian or Alaskan Native	20	25	6	7
Asian or Pacific Islander	62	59	22	22
Hispanic	139	76	50	44
White, non-Hispanic	1643	1587	644	591
Race/ethnicity unknown	0	130	0	48
Women total	2981	2982	1182	1185

Comments:



Professional Education Data System

Institutional Report

Columbus State University (AACTE ID: 773)

Institutional Graduate Enrollment

B-1B Institutional total graduate enrollment (CIP 99.0000) by gender and race/ethnicity categories as of the institutions official fall reporting date or as of October 15, 2009.

Columbus State University	Graduate Students			
	Full-Time		Part-Time	
	Current year	Prior year	Current year	Prior year
Men				
Nonresident alien (international)	7	7	3	3
Black, non-Hispanic	30	31	51	48
American Indian or Alaskan Native	1	0	2	2
Asian or Pacific Islander	1	1	4	4
Hispanic	5	3	5	6
White, non-Hispanic	130	128	242	233
Race/ethnicity unknown	0	5	0	9
Men total	174	175	307	305
Women				
Nonresident alien (international)	8	9	0	2

<u>Black, non-Hispanic</u>	65	66	150	152
<u>American Indian or Alaskan Native</u>	3	2	3	3
<u>Asian or Pacific Islander</u>	4	4	10	11
<u>Hispanic</u>	5	4	15	11
<u>White, non-Hispanic</u>	168	161	298	292
<u>Race/ethnicity unknown</u>	0	6	0	7
Women total	253	252	476	478

Comments:

Undergraduate Program Enrollment - Education Degrees

B-2A Undergraduate program enrollment (CIP 13.0000) by gender and race/ethnicity as of the institutions official fall reporting date or as of October 15, 2009.
See Q&A and flowchart for definition



[Help flowchart](#)

Columbus State University	Undergraduate Students			
	Full-Time		Part-Time	
	Current year	Prior year	Current year	Prior year
Men				
Nonresident alien (international)	0	0	0	0
Black, non-Hispanic	19	48	3	24
American Indian or Alaskan Native	0	1	1	1
Asian or Pacific Islander	2	6	2	1
Hispanic	1	3	14	2
White, non-Hispanic	60	153	0	38
Race/ethnicity unknown	0	13	0	2
Men total	82	224	20	68

Women				
<u>Nonresident alien (international)</u>	0	1	0	2
<u>Black, non-Hispanic</u>	64	134	20	73
<u>American Indian or Alaskan Native</u>	3	5	0	0
<u>Asian or Pacific Islander</u>	5	7	2	4
<u>Hispanic</u>	12	18	5	8
<u>White, non-Hispanic</u>	249	414	51	127
<u>Race/ethnicity unknown</u>	0	18	0	6
Women total	333	597	78	220

Comments: 1. The 51.60% decrease in total enrollment. 2. The directions for this year were more precise on whom we reported. The 2009 PEDS reported everyone in the program, not just those who were formally admitted and enrolled.

Undergraduate Program Enrollment - Non-Education Degrees

B-2B Undergraduate program enrollment of students who have been formally admitted in professional education programs by the department of education as of October 15, 2009. See Q&A and flowchart for definition



[Help flowchart](#)

Columbus State University	Undergraduate Students			
	Full-Time		Part-Time	
	Current year	Prior year	Current year	Prior year
Men				
Nonresident alien (international)	0	0	0	0
Black, non-Hispanic	0	0	3	3
American Indian or Alaskan Native	0	0	0	0
Asian or Pacific Islander	1	1	0	0
Hispanic	1	0	1	1
White, non-Hispanic	0	1	4	4
Race/ethnicity unknown	0	0	0	0
Men total	2	2	8	8

Women				
Nonresident alien (international)	0	0	0	0
Black, non-Hispanic	2	2	10	11
American Indian or Alaskan Native	0	0	0	0
Asian or Pacific Islander	0	0	0	0
Hispanic	0	1	0	0
White, non-Hispanic	2	1	18	16
Race/ethnicity unknown	0	0	0	1
Women total	4	4	28	28

Comments:

Graduate Program Enrollment - Education Degrees

B-2C Graduate program enrollment (CIP 13.0000) by gender and race/ethnicity as of the institutions official fall reporting date or as of October 15, 2009. See Q&A and flowchart for definition



[Help flowchart](#)

Columbus State University	Graduate Students			
	Full-Time		Part-Time	
	Current year	Prior year	Current year	Prior year
Men				
Nonresident alien (international)	0	0	1	1
Black, non-Hispanic	13	13	16	16
American Indian or Alaskan Native	1	0	0	0
Asian or Pacific Islander	0	0	2	2
Hispanic	1	1	2	2
White, non-Hispanic	48	49	53	52
Race/ethnicity unknown	0	0	0	1
Men total	63	63	74	74

Women				
Nonresident alien (international)	2	2	0	0
Black, non-Hispanic	36	36	94	95
American Indian or Alaskan Native	1	1	0	1
Asian or Pacific Islander	2	3	4	5
Hispanic	1	2	12	8
White, non-Hispanic	131	128	217	213
Race/ethnicity unknown	0	1	0	7
Women total	173	173	327	329

Comments:

Graduate Program Enrollment - Non-Education Degrees

B-2D Graduate program enrollment of students that have been formally admitted and enrolled in professional education programs by the department of education as of October 15, 2009. See Q&A and flowchart for definition



[Help flowchart](#)

Columbus State University	Graduate Students			
	Full-Time		Part-Time	
	Current year	Prior year	Current year	Prior year
Men				
Nonresident alien (international)	0	0	0	0
Black, non-Hispanic	0	0	0	0
American Indian or Alaskan Native	0	0	0	0
Asian or Pacific Islander	0	0	0	0
Hispanic	0	0	0	0
White, non-Hispanic	0	0	0	0
Race/ethnicity unknown	0	0	0	0
Men total	0	0	0	0

Women				
Nonresident alien (international)	0	0	0	0
Black, non-Hispanic	0	0	0	0
American Indian or Alaskan Native	0	0	0	0
Asian or Pacific Islander	0	0	0	0
Hispanic	0	0	0	0
White, non-Hispanic	0	0	2	0
Race/ethnicity unknown	0	0	0	0
Women total	0	0	2	0

Comments:

Institutional Report

Columbus State University (AACTE ID: 773)

Bachelor's-Level Initial Teacher Preparation, Number of Degrees 2008-2009

B-3A Postsecondary completion in education programs (CIP 13.0000) awards/degrees conferred between July 1, 2008 and June 30, 2009, by gender and race/ethnicity.



[Help flowchart](#)

Section 1

IPEDS CIP code	Program area	Nonresident alien (international)		Black, non- Hispanic		American Indian or Alaskan Native		Asian or Pacific Islander		Hispanic		White, non- Hispanic		Race/ethnicity unknown		Total students	
		M	W	M	W	M	W	M	W	M	W	M	W	M	W	M	W
13.1001	Special Education, includes all subject areas of special education under 13.10, (codes 13.1001 - 13.1099)	0	0	0	3	0	0	0	0	0	0	0	14	0	0	0	17
13.1210	Early Childhood Education and Teaching	0	0	0	14	0	1	0	0	0	0	0	62	0	0	0	77
13.1302	Art Teacher Education	0	0	0	0	0	0	0	0	0	0	0	1	0	0	0	1

13.1305	English/Language Arts Teacher Education	0	0	2	4	0	0	0	0	0	2	2	6	0	0	4	12
13.1306	Foreign Language Teacher Education, (including all Foreign Language Teacher Education, such as French, German, Spanish, and Latin Teacher Education, codes 1325, 1326, 1330, and 1335)	0	0	0	0	0	0	0	0	0	1	0	0	0	0	0	1
13.1311	Mathematics Teacher Education	0	0	0	1	0	0	0	0	0	1	1	7	0	0	1	9
13.1312	Music Teacher Education	0	0	0	1	0	0	0	0	0	0	6	2	0	0	6	3
13.1314	Physical Education Teaching and Coaching	0	0	1	0	0	0	0	0	0	0	3	0	0	0	4	0
13.1316	Science Teacher Education/General Science Teacher Education.	0	0	0	0	0	0	0	0	0	0	1	1	0	0	1	1
13.1318	Social Studies Teacher Education	0	0	0	0	0	0	0	0	0	0	0	0	0	0	0	0
13.1322	Biology Teacher Education	0	0	0	0	0	0	0	0	0	0	0	0	0	0	0	0
13.1323	Chemistry Teacher Education	0	0	0	0	0	0	0	0	0	0	0	0	0	0	0	0
13.1328	History Teacher Education	0	0	0	1	0	0	0	0	0	0	2	2	0	0	2	3
13.XXXX	All other P-12 education programs	0	0	0	1	0	0	0	0	0	0	0	5	0	0	0	6
Totals:		0	0	3	25	0	1	0	0	0	4	15	100	0	0	18	130
Last year totals:		0	0	3	13	0	0	0	2	0	1	19	108	1	3	23	127

Section 2

The number of degrees, certificates or endorsements awarded on the additional/secondary focus of the program for students already counted above.

Example:

For students obtaining a degree with dual focus on math education and social science education, report them as math education in table above and count them in the social science education code in this table.

<u>IPEDS CIP code</u>	Program area	Total students	
		M	W
<u>13.1001</u>	Special Education, General.	0	0
<u>13.1210</u>	Early Childhood Education and Teaching	0	0
<u>13.1302</u>	Art Teacher Education.	0	0
<u>13.1305</u>	English Teacher Education.	0	0
<u>13.1306</u>	Foreign Language Teacher Education, (including all Foreign Language Teacher Education, such as French, German, Spanish, and Latin Teacher Education, codes 1325, 1326, 1330, and 1335)	0	0
<u>13.1311</u>	Mathematics Teacher Education.	0	0
<u>13.1312</u>	Music Teacher Education.	0	0
<u>13.1314</u>	Physical Education Teaching and Coaching.	0	0
<u>13.1316</u>	Science Teacher Education, General.	0	6
<u>13.1318</u>	Social Studies Teacher Education.	2	8
<u>13.1322</u>	Biology Teacher Education.	0	0
<u>13.1323</u>	Chemistry Teacher Education.	0	0
<u>13.1328</u>	History Teacher Education.	0	0
<u>13.XXXX</u>	All other education program(s)	0	0

Comments: Section 2 is all Middle Grades Concentrations. Section 1 includes the following: 1. English 4 white females -MG [Social Studies 4 white females] 2. Mathematics 6 white females -MG [Science 6 white females] 3. English 1 white male -MG [Social Studies 1 white male] 4. Language Arts 3 black females, 1 black male and 1 hispanic female -MG [Social Studies 3 black females, 1 black male and 1 hispanic female]

Institutional Report

Columbus State University (AACTE ID: 773)

Post-Bachelor's or Master's-Level Initial Teacher Preparation, Number of Degrees 2008-2009

B-3B Postsecondary completion in education programs (CIP 13.0000) awards/degrees conferred between July 1, 2008 and June 30, 2009, by gender and race/ethnicity.



[Help flowchart](#)

Section 1

IPEDS CIP code	Program area	Nonresident alien (international)		Black, non- Hispanic		American Indian or Alaskan Native		Asian or Pacific Islander		Hispanic		White, non- Hispanic		Race/ethnicity unknown		Total students	
		M	W	M	W	M	W	M	W	M	W	M	W	M	W	M	W
13.0401	Education Leadership and Administration, General	0	0	8	43	0	0	0	1	1	0	26	70	0	0	35	114
13.1001	Special Education, includes all subject areas of special education under 13.10, (codes 13.1001 - 13.1099)	0	0	1	0	0	0	0	0	0	1	1	5	0	0	2	6
13.1101	Counselor Education/School	0	0	0	4	0	0	0	0	0	0	0	4	0	0	0	8

	Counseling and Guidance Service																
13.1210	Early Childhood Education and Teaching	0	0	0	0	0	0	0	0	0	0	0	2	0	0	0	2
13.1305	English/Language Arts Teacher Education	0	0	0	0	0	0	0	0	0	0	0	5	0	0	0	5
13.1311	Mathematics Teacher Education	0	0	1	0	0	0	0	0	0	0	0	2	0	0	1	2
13.1314	Physical Education Teaching and Coaching	0	0	0	0	0	0	0	0	0	0	0	1	0	0	0	1
13.1316	Science Teacher Education/General Science Teacher Education.	0	0	0	0	0	0	0	0	0	0	1	2	0	0	1	2
13.1328	History Teacher Education	0	0	0	0	0	0	0	0	0	0	0	2	0	0	0	2
13.XXXX	All other P-12 education programs	0	0	0	0	0	0	0	0	0	0	0	3	0	0	0	3
Totals:		0	0	10	47	0	0	0	1	1	1	28	96	0	0	39	145
Last year totals:		1	0	2	8	0	0	0	0	0	1	8	32	0	0	11	41

Section 2

The number of degrees, certificates or endorsements awarded on the additional/secondary focus of the program for students already counted above.

Example:

For students obtaining a degree with dual focus on math education and social science education, report them as math education in table above and count them in the social science education code in this table.

IPEDS CIP code	Program area	Total students	
		M	W

<u>13.0401</u>	Education Administration and Supervision, General.	0	0
<u>13.1001</u>	Special Education, General.	0	0
<u>13.1101</u>	Counseling Education/Student Counseling and Guidance Service.	0	0
<u>13.1210</u>	Early Childhood Education and Teaching	0	0
<u>13.1305</u>	English Teacher Education.	0	0
<u>13.1311</u>	Mathematics Teacher Education.	0	0
<u>13.1314</u>	Physical Education Teaching and Coaching.	0	0
<u>13.1316</u>	Science Teacher Education, General.	0	0
<u>13.1328</u>	History Teacher Education.	0	0
<u>13.XXXX</u>	All other education program(s)	0	0

Comments: Two Middle Grades students were added to Mathematics in Section 1. [1 black male, and 2 white females]

Institutional Report

Columbus State University (AACTE ID: 773)

Post-Bachelor's or Master's-Level Advanced Preparation, Number of Degrees 2008-2009

B-3C Postsecondary completion in education programs (CIP 13.0000) awards/degrees conferred between July 1, 2008 and June 30, 2009, by gender and race/ethnicity.



[Help flowchart](#)

IPEDS CIP code	Program area	Nonresident alien (international)		Black, non-Hispanic		American Indian or Alaskan Native		Asian or Pacific Islander		Hispanic		White, non-Hispanic		Race/ethnicity unknown		Total students	
		M	W	M	W	M	W	M	W	M	W	M	W	M	W	M	W
13.0401	Education Leadership and Administration, General	0	0	1	0	0	0	0	0	0	0	0	0	0	0	1	0
13.1001	Special Education, includes all subject areas of special education under 13.10, (codes 13.1001 - 13.1099)	0	0	0	0	0	0	0	0	1	0	0	5	0	0	1	5
13.1101	Counselor Education/School Counseling and Guidance Service	0	0	0	0	0	0	0	0	0	0	0	0	0	0	0	0
13.1210	Early Childhood Education	0	0	0	4	0	0	0	1	0	0	0	9	0	0	0	14

	and Teaching																
13.1305	English/Language Arts Teacher Education	0	0	0	1	0	0	0	0	0	0	1	2	0	0	1	3
13.1311	Mathematics Teacher Education	0	0	0	1	0	0	0	0	0	0	1	1	0	0	1	2
13.1312	Music Teacher Education	0	0	1	0	0	0	0	0	0	0	1	2	0	0	2	2
13.1314	Physical Education Teaching and Coaching	0	0	0	0	0	0	0	0	0	0	1	1	0	0	1	1
13.1315	Reading Teacher Education	0	0	1	1	0	0	0	0	0	0	0	5	0	0	1	6
13.1317	Social Science Teacher Education	0	0	1	0	0	0	0	0	0	0	1	0	0	0	2	0
13.XXXX	All other P-12 education programs	0	0	1	3	0	0	0	0	0	0	0	6	0	0	1	9
Totals:		0	0	5	10	0	0	0	1	1	0	5	31	0	0	11	42
Last year totals:		0	2	1	7	0	0	0	1	0	0	14	41	0	1	15	52

Comments:

13.XXXX	All other P-12 education programs	0	0	0	0	0	0	0	0	0	0	0	0	0	0	0	0
Totals:		0	0	0	0	0	0	0	0	0	0	0	0	0	0	0	0
Last year totals:		0	0	2	7	0	0	0	0	0	0	10	20	1	1	13	28

Comments:

Institutional Report

Columbus State University (AACTE ID: 773)

Doctorate Level Advanced Preparation, Number of Degrees 2008-2009

B-3E Postsecondary completion in education programs (CIP 13.0000) awards/degrees conferred between July 1, 2008 and June 30, 2009, by Gender and Race/ethnicity.



[Help flowchart](#)

IPEDS CIP code	Program area	Nonresident alien (international)		Black, non- Hispanic		American Indian or Alaskan Native		Asian or Pacific Islander		Hispanic		White, non- Hispanic		Race/ethnicity unknown		Total students		
		M	W	M	W	M	W	M	W	M	W	M	W	M	W	M	W	
13.0401	Education Leadership and Administration, General	0	0	0	0	0	0	0	0	0	0	0	0	0	0	0	0	0
Totals:		0	0	0	0	0	0	0	0	0	0	0	0	0	0	0	0	0
Last year totals:		0	0	0	0	0	0	0	0	0	0	0	0	0	0	0	0	0

Comments:

Institutional Report

Columbus State University (AACTE ID: 773)

Bachelor's-Level Initial Teacher Preparation Program Completers in Professional Education Between July 1, 2008 and June 30, 2009, Non-Education Degrees

B-4A Students who completed a professional education program at the initial teacher preparation level, but did not receive a degree in education, by gender and race/ethnicity.



[Help flowchart](#)

Program area	<u>Nonresident alien (international)</u>		<u>Black, non-Hispanic</u>		<u>American Indian or Alaskan Native</u>		<u>Asian or Pacific Islander</u>		<u>Hispanic</u>		<u>White, non-Hispanic</u>		<u>Race/ethnicity unknown</u>		Total students	
	M	W	M	W	M	W	M	W	M	W	M	W	M	W	M	W
Education Leadership and Administration, General	0	0	0	0	0	0	0	0	0	0	0	0	0	0	0	0
Special Education, includes all subject areas of special education under 13.10, (codes 13.1001 - 13.1099)	0	0	0	1	0	0	0	0	0	0	0	0	0	0	0	1
Early Childhood Education and Teaching	0	0	1	1	0	0	0	0	1	0	0	2	0	0	2	3
Art Teacher Education	0	0	0	0	0	0	0	0	0	0	0	2	0	0	0	2
English/Language Arts Teacher Education	0	0	0	0	0	0	0	0	0	0	0	5	0	0	0	5

Foreign Language Teacher Education, (including all Foreign Language Teacher Education, such as French, German, Spanish, and Latin Teacher Education, codes 1325, 1326, 1330, and 1335)	0	0	0	0	0	0	0	0	0	0	0	1	0	0	0	1
Mathematics Teacher Education	0	0	0	0	0	0	0	0	0	0	1	2	0	0	1	2
Music Teacher Education	0	0	0	0	0	0	0	0	0	0	0	0	0	0	0	0
Physical Education Teaching and Coaching	0	0	1	0	0	0	0	0	0	0	0	0	0	0	1	0
Reading Teacher Education	0	0	0	0	0	0	0	0	0	0	0	0	0	0	0	0
Science Teacher Education/General Science Teacher Education.	0	0	0	0	0	0	0	0	0	0	0	0	0	0	0	0
Biology Teacher Education	0	0	0	0	0	0	0	0	0	0	0	1	0	0	0	1
Chemistry Teacher Education	0	0	0	0	0	0	0	0	0	0	0	0	0	0	0	0
History Teacher Education	0	0	0	0	0	0	0	0	0	0	2	2	0	0	2	2
Teaching English as a Second or Foreign Language/ESL Language Instructor	0	0	0	0	0	0	0	0	0	0	0	0	0	0	0	0
All other P-12 education programs	0	0	2	1	0	0	0	0	0	0	4	4	0	0	6	5
Totals:	0	0	4	3	0	0	0	0	1	0	7	19	0	0	12	22
Last year totals:	0	0	1	7	0	0	0	1	0	0	10	35	0	0	11	43

Comments:

English/Language Arts Teacher Education	0	0	0	0	0	0	0	0	0	0	0	0	0	0	0	0	0
Foreign Language Teacher Education, (including all Foreign Language Teacher Education, such as French, German, Spanish, and Latin Teacher Education, codes 1325, 1326, 1330, and 1335)	0	0	0	0	0	0	0	0	0	0	0	0	0	0	0	0	0
Mathematics Teacher Education	0	0	0	0	0	0	0	0	0	0	0	0	0	0	0	0	0
Music Teacher Education	0	0	0	0	0	0	0	0	0	0	0	0	0	0	0	0	0
Physical Education Teaching and Coaching	0	0	0	0	0	0	0	0	0	0	0	0	0	0	0	0	0
Reading Teacher Education	0	0	0	0	0	0	0	0	0	0	0	1	0	0	0	0	1
Science Teacher Education/General Science Teacher Education.	0	0	0	0	0	0	0	0	0	0	0	0	0	0	0	0	0
Biology Teacher Education	0	0	0	0	0	0	0	0	0	0	0	0	0	0	0	0	0
Chemistry Teacher Education	0	0	0	0	0	0	0	0	0	0	0	0	0	0	0	0	0
History Teacher Education	0	0	0	0	0	0	0	0	0	0	0	0	0	0	0	0	0
Teaching English as a Second or Foreign Language/ESL Language Instructor	0	0	1	0	0	0	0	0	0	0	0	1	0	0	0	1	1
All other P-12 education programs	0	0	0	2	0	0	0	0	0	0	0	0	0	0	0	0	2
Totals:	0	0	1	3	0	0	0	0	0	0	0	5	0	1	1	9	
Last year totals:	0	0	0	3	0	0	0	0	0	0	0	0	0	0	0	3	

Comments:

Institutional Report

Columbus State University (AACTE ID: 773)

Post-Bachelor's or Master's-Level Advanced Preparation Program Completers in Professional Education Between July 1, 2008 and June 30, 2009, Non-Education Degrees

B-4C Students who completed a professional education program at the advanced teacher preparation level, but did not receive a degree in education, by gender and race/ethnicity.



[Help flowchart](#)

Program area	<u>Nonresident alien (international)</u>		<u>Black, non-Hispanic</u>		<u>American Indian or Alaskan Native</u>		<u>Asian or Pacific Islander</u>		<u>Hispanic</u>		<u>White, non-Hispanic</u>		<u>Race/ethnicity unknown</u>		Total students		
	M	W	M	W	M	W	M	W	M	W	M	W	M	W	M	W	
Education Leadership and Administration, General	0	0	1	0	0	0	0	0	0	0	0	0	0	0	0	1	0
Special Education, includes all subject areas of special education under 13.10, (codes 13.1001 - 13.1099)	0	0	0	0	0	0	0	0	0	0	0	0	0	0	0	0	0
Early Childhood Education and Teaching	0	0	0	0	0	0	0	0	0	0	0	0	0	0	0	0	0
Reading Teacher Education	0	0	1	1	0	0	0	0	0	0	0	6	0	0	1	7	

All other P-12 education programs	0	0	0	0	0	0	0	0	0	0	0	5	0	0	0	5
Totals:	0	0	2	1	0	0	0	0	0	0	0	11	0	0	2	12
Last year totals:	0	0	0	5	0	0	0	0	0	0	1	12	0	0	1	17

Comments: 1. All Other Education Program(s) include Middle Grades and Media Specialist. 2. All ECE Endorsements are included in Early Childhood Education. 3. Educational Leadership L-6 entered in this section. N = (M 27) (W 99)

Institutional Report

Columbus State University (AACTE ID: 773)

CAS/Specialist Level Advanced Preparation Program Completers in Professional Education Between July 1, 2008 and June 30, 2009, Non-Education Degrees

B-4D Students who completed a professional education program at the advanced teacher preparation level, but did not receive a degree in education, by gender and race/ethnicity.



[Help flowchart](#)

Program area	Nonresident alien (international)		Black, non-Hispanic		American Indian or Alaskan Native		Asian or Pacific Islander		Hispanic		White, non-Hispanic		Race/ethnicity unknown		Total students	
	M	W	M	W	M	W	M	W	M	W	M	W	M	W	M	W
Education Leadership and Administration, General	0	0	0	0	0	0	0	0	0	0	0	0	0	0	0	0
Early Childhood Education and Teaching	0	0	0	0	0	0	0	0	0	0	0	0	0	0	0	0
English/Language Arts Teacher Education	0	0	0	0	0	0	0	0	0	0	0	0	0	0	0	0
Totals:	0	0	0	0	0	0	0	0	0	0	0	0	0	0	0	0
Last year totals:	0	0	0	0	0	0	0	0	0	0	1	8	0	0	1	8

Comments:

Institutional Report

Columbus State University (AACTE ID: 773)

Doctorate Level Advanced Preparation Program Completers in Professional Education Between July 1, 2008 and June 30, 2009, Non-Education Degrees


B-4E Students who completed a professional education program at the advanced teacher preparation level, but did not receive a degree in education, by gender and race/ethnicity.



[Help flowchart](#)

Program area	Nonresident alien (international)		Black, non-Hispanic		American Indian or Alaskan Native		Asian or Pacific Islander		Hispanic		White, non-Hispanic		Race/ethnicity unknown		Total students	
	M	W	M	W	M	W	M	W	M	W	M	W	M	W	M	W
Education Leadership and Administration, General	0	0	0	0	0	0	0	0	0	0	0	0	0	0	0	0
Totals:	0	0	0	0	0	0	0	0	0	0	0	0	0	0	0	0
Last year totals:	0	0	0	0	0	0	0	0	0	0	0	0	0	0	0	0

Comments: No data. This is a new program.



Professional Education Data System

Institutional Report

Columbus State University (AACTE ID: 773)


Professional Education Faculty

B-5A Number of professional education faculty members in each category fall, 2009.

Columbus State University	Full-Time		Part-Time		Adjunct Faculty	
	Current year	Prior year	Current year	Prior year	Current year	Prior year
Men						
Nonresident alien (international)	0	0	0	0	0	0
Black, non-Hispanic	1	1	1	1	0	0
American Indian or Alaskan Native	0	0	0	0	0	0
Asian or Pacific Islander	0	0	0	0	0	0
Hispanic	1	1	0	0	0	0
White, non-Hispanic	14	15	11	11	0	0
Race/ethnicity unknown	0	1	0	0	0	0
Men total	16	18	12	12	0	0
Women						
Nonresident alien (international)	0	0	0	0	0	0
Black, non-Hispanic	6	6	1	3	0	0
American Indian or Alaskan Native	0	0	0	0	0	0

Asian or Pacific Islander	0	1	1	0	0	0
Hispanic	0	0	0	0	0	0
White, non-Hispanic	17	0	32	27	0	0
Race/ethnicity unknown	0	20	0	0	0	0
Women total	23	27	34	30	0	0

Comments: 2008 Peds Report Juxtaposition Error: Fall 2008, Women, White should be "20". Fall 208, Women, Race Unknown should be "0".



Professional Education Data System

Institutional Report

Columbus State University (AACTE ID: 773)

Faculty Counts and Teaching Loads

B-5B Faculty counts and teaching loads for faculty members appointed full-time in professional education fall, 2009.

Columbus State University	Full-time faculty in professional education who are:					
	Teaching only undergraduate courses		Teaching only graduate courses		Teaching both undergraduate and graduate courses	
	Current year	Prior year	Current year	Prior year	Current year	Prior year
Total number of credit hours taught	149	151	99	89	316	305
Number of full-time faculty	12	12	11	11	22	24
Total number of courses taught(count each section)	56	58	37	33	92	107

Comments:



Professional Education Data System

Institutional Report

Columbus State University (AACTE ID: 773)


Tenure and Non-Tenure Full-time Professional Education Faculty

B-5C Tenure of full-time professional education faculty in schools, colleges, or departments of education fall, 2009.

Does this professional education unit have a tenure track system? **Yes**

Columbus State University	Number of non-tenured faculty					
	Number of faculty with tenure		On tenure track		Not on tenure track	
	Current year	Prior year	Current year	Prior year	Current year	Prior year
Professors	13	14	0	0	0	0
Associate professors	6	5	6	7	0	1
Assistant professors	1	1	8	9	1	3
Instructors	0	0	0	0	1	0
Lecturers	0	0	0	0	1	0
No academic rank	0	0	0	0	0	0
Totals:	20	20	14	16	3	4

Comments:



Professional Education Data System

Institutional Report

Columbus State University (AACTE ID: 773)

Revenues and Expenditures

B-6 Selected fiscal revenues and expenditures (for the fiscal year that ended June 30, 2009)

1. Total operating budget for the entire university, 2008-2009? **\$95,983,166.00**
2. Total amount allocated to the professional education unit? **\$6,481,802.00**

Columbus State University	Institutional Total		School, College, or Department of Education portion	
	Current year	Prior year	Current year	Prior year
REVENUE FROM				
Private gifts, private grants and private contract	\$5,149,589.00	\$3,671,626.00	\$185,679.00	\$147,606.00
Endowment Income	\$68,362.00	\$229,408.00	\$0.00	\$0.00
Totals:	\$5,217,951.00	\$3,901,034.00	\$185,679.00	\$147,606.00
EXPENDITURES				
Instruction	\$31,192,162.00	\$31,868,466.00	\$5,415,837.00	\$3,770,333.00
Research	\$13,613.00	\$1,008.00	\$0.00	\$0.00
Public Service	\$0.00	\$0.00	\$0.00	\$0.00
Academic support	\$7,913,523.00	\$8,020,570.00	\$539,960.00	\$625,154.00
Student Services	\$5,046,128.00	\$4,632,776.00	\$0.00	\$0.00
Totals:	\$44,165,426.00	\$44,522,820.00	\$5,955,797.00	\$4,395,487.00

Comments:



Professional Education Data System

Institutional Report

Columbus State University (AACTE ID: 773)

Technology Education and Distance Learning

B-7 Number of distance learning courses, total enrollment in distance learning, and number of distance learning programs offered.

B-7.1 Which of the following best describes the technology requirements for teacher candidates in your program(s)? :

- In order to complete the teacher education program, teacher candidates must demonstrate that they can deliver instruction using various technologies.
- Teacher candidates use various technologies as course requirements.
- There are no specific technology requirements for students in the education program.
- Other (please specify):

B-7.2 Which of the following best describes the technology used by education faculty members at your institution? :

- All education faculty members at our institution are required to incorporate various technologies into their courses.
- Most faculty members at our institution incorporate various technologies into their courses.
- Some faculty members at our institution incorporate various technologies into their courses.

Other (please specify):

B-7.3 How closely does your school, college, or department of education (SCDE) partner with K-12 school districts in preparing teachers in technology use for instruction? :

- Our institution has a formal arrangement with one or more K-12 schools to provide technology-related professional development opportunities to teachers.
- Our institution provides occasional technology-related training to teachers in one or more K-12 schools, but it is not part of an ongoing professional development program.
- Our institution does not provide technology-related training to teachers in the K-12 schools.

B-7.4 Did your SCDE offer any college-level, credit-granting courses by means of distance education* in the 2009-2010 academic year?:

*Distance education refers to courses delivered to off-campus locations via live or prerecorded video, or computer technologies. Distance education excludes:

- Courses conducted exclusively on campus
- Courses conducted by written correspondence
- Courses for which the instructor travels to an off-campus site to deliver instruction in person.


Yes - if so, please answer 5 below

No

B-7.5 Please report the following SCDE data for your undergraduate and graduate distance education courses in the 12-month 2009-2010 academic year. :

Columbus State University	Undergraduate		Graduate	
	Current year	Prior year	Current year	Prior year
Number of distance learning courses	4	1	65	30
Total enrollments in distance learning courses	303	154	1207	552
Number of distance learning programs offered	0	0	3	2

Comments: Distance Learning Courses - (1)95% or more of the student contact hours are online. (2)Data from Summer 09, Fall 09, and Spring 10.



Professional Education Data System

Institutional Report

Columbus State University (AACTE ID: 773)

Program Selectivity

B-8 Admission and graduation requirements for educator preparation programs at the initial certification level, 2008-2009.

B-8.1 What are the admission requirements for your institution's teacher preparation programs at the initial certification level? :

	Bachelors level	Post Bachelors level	Master level
High School GPA	<input type="checkbox"/>	<input type="checkbox"/>	<input type="checkbox"/>
Undergraduate GPA	<input checked="" type="checkbox"/>	<input checked="" type="checkbox"/>	<input checked="" type="checkbox"/>
Minimum credit hours completed as undergraduate	<input checked="" type="checkbox"/>	<input type="checkbox"/>	<input type="checkbox"/>
Praxis I Reading	<input type="checkbox"/>	<input type="checkbox"/>	<input type="checkbox"/>
Praxis I Writing	<input type="checkbox"/>	<input type="checkbox"/>	<input type="checkbox"/>
Praxis I Math	<input type="checkbox"/>	<input type="checkbox"/>	<input type="checkbox"/>
ACT composite score	<input checked="" type="checkbox"/>	<input checked="" type="checkbox"/>	<input checked="" type="checkbox"/>

SAT total score	<input checked="" type="checkbox"/>	<input checked="" type="checkbox"/>	<input checked="" type="checkbox"/>
GRE Verbal		<input type="checkbox"/>	<input checked="" type="checkbox"/>
GRE Quantitative		<input type="checkbox"/>	<input checked="" type="checkbox"/>
GRE Analytical Writing		<input type="checkbox"/>	<input checked="" type="checkbox"/>
MAT scaled score		<input type="checkbox"/>	<input type="checkbox"/>
Praxis II		<input type="checkbox"/>	<input type="checkbox"/>
Previous Education related courses	<input checked="" type="checkbox"/>	<input checked="" type="checkbox"/>	<input checked="" type="checkbox"/>
Education related bachelor's degree	<input type="checkbox"/>	<input checked="" type="checkbox"/>	<input checked="" type="checkbox"/>
Any bachelor's degree	<input type="checkbox"/>	<input type="checkbox"/>	<input type="checkbox"/>
Previous teaching experience/or experience working	<input type="checkbox"/>	<input type="checkbox"/>	<input type="checkbox"/>
State specific tests	<input checked="" type="checkbox"/>	<input checked="" type="checkbox"/>	<input checked="" type="checkbox"/>
Goals statement	<input type="checkbox"/>	<input type="checkbox"/>	<input type="checkbox"/>
Statement/assessment of professional dispositions	<input type="checkbox"/>	<input type="checkbox"/>	<input type="checkbox"/>
Letters of recommendation	<input type="checkbox"/>	<input type="checkbox"/>	<input type="checkbox"/>
Background checks	<input checked="" type="checkbox"/>	<input checked="" type="checkbox"/>	<input checked="" type="checkbox"/>

B-8.2 Please enter the minimum required criteria for the following admission requirements (if selected above):

	Bachelors level	Post Bachelors level	Master level
Minimum High School GPA	0	0	0
Minimum Undergraduate GPA	2.5	2.5	3.0
Minimum credit hours completed as undergraduate	45	0	0
Praxis I Reading	0	0	0
Praxis I Writing	0	0	0
Praxis I Math	0	0	0
ACT composite score	43	43	43
SAT total score	1000	1000	1000
GRE Verbal		0	1030
GRE Quantitative		0	0
GRE Analytical Writing		0	3.5
MAT scaled score		0	0

B-8.3 What are the graduation/completion requirements for your institution's initial teacher certification programs? :

	Bachelors level	Post Bachelors level	Master level


Program GPA	<input checked="" type="checkbox"/>	<input checked="" type="checkbox"/>	<input checked="" type="checkbox"/>
Minimum credit hours completed	<input checked="" type="checkbox"/>	<input type="checkbox"/>	<input checked="" type="checkbox"/>
A minimum number of clock hours spent on early field experiences	<input checked="" type="checkbox"/>	<input checked="" type="checkbox"/>	<input checked="" type="checkbox"/>
A minimum number of clock hours on supervised clinical experience/student teaching (excluding early field experience)	<input checked="" type="checkbox"/>	<input checked="" type="checkbox"/>	<input checked="" type="checkbox"/>
Praxis I	<input type="checkbox"/>	<input type="checkbox"/>	<input type="checkbox"/>
Praxis II	<input type="checkbox"/>	<input type="checkbox"/>	<input type="checkbox"/>
State specific tests	<input checked="" type="checkbox"/>	<input checked="" type="checkbox"/>	<input checked="" type="checkbox"/>
Paper-based Portfolio	<input type="checkbox"/>	<input type="checkbox"/>	<input type="checkbox"/>
Electronic Portfolio	<input type="checkbox"/>	<input type="checkbox"/>	<input type="checkbox"/>
Performance Assessment (TPA)	<input checked="" type="checkbox"/>	<input checked="" type="checkbox"/>	<input checked="" type="checkbox"/>

B-8.4 Please enter the required criteria for the following graduation requirements (if selected above):

	Bachelors level	Post Bachelors level	Master level
Minimum GPA	2.5	2.5	3.0
Minimum credit hours completed	123	0	36
Minimum number of clock hours spent on early field experiences for program with lowest	270	270	100

number of required hours			
Minimum number of clock hours spent on early field experiences for program with highest number of required hours	432	432	100
Minimum number of clock hours on supervised clinical experience/student teaching (excluding early field experience) for program with lowest number of required hours	630	630	600
Minimum number of clock hours on supervised clinical experience/student teaching (excluding early field experience) for program with highest number of required of hours	630	630	600

Comments: 1. Teacher Performance Assessments: Models of Appropriate Practice and Dispositions. 2. Graduate Initial GRE: Georgia reports a composite score. Verbal and Quantitative 1030



Professional Education Data System

Institutional Report

Columbus State University (AACTE ID: 773)

Clinical Experience Section

B-9 Supervised clinical experience as a component of your initial certification level teacher preparation programs, 2008-2009

B-9.1 Indicate the number of students in supervised clinical experience/student teaching during the 2008-2009 academic year:

	Bachelors level	Post Bachelors level	Master level
Number of students	150	24	41

B-9.2 Enter the name of the largest initial teacher licensure program at your institution for the Baccalaureate, Post-Baccalaureate, and/or Masters Level:

	Bachelors level	Post Bachelors level	Master level
Program name	Early Childhood Education	Middle Grades	School Counseling

B-9.3 What is the length and intensity of the early field experiences in the initial certification programs enumerated in question 9.2 above? :

	Bachelors level	Post Bachelors level	Master level
Number of semesters / quarters	4	4	1
Weeks per semester / quarter	12	14	15
Hours per week	7	5	7

B-9.4 What is the length and intensity of the supervised clinical experience/student teaching in the initial certification programs enumerated in question 9.2 above?:

	Bachelors level	Post Bachelors level	Master level
Number of semesters / quarters	1	1	2
Weeks per semester / quarter	15	15	15
Hours per week	40	40	20

B-9.5 Select all URBAN settings where your teacher candidates typically complete their supervised clinical experience / student teaching placements.:

	Bachelors level	Post Bachelors level	Master level
Professional development schools	<input type="checkbox"/>	<input type="checkbox"/>	<input type="checkbox"/>

Lab schools	<input type="checkbox"/>	<input type="checkbox"/>	<input type="checkbox"/>
Low performing schools*	<input checked="" type="checkbox"/>	<input checked="" type="checkbox"/>	<input checked="" type="checkbox"/>
High performing schools*	<input checked="" type="checkbox"/>	<input checked="" type="checkbox"/>	<input checked="" type="checkbox"/>
Title I schools	<input checked="" type="checkbox"/>	<input checked="" type="checkbox"/>	<input checked="" type="checkbox"/>
Full-time residencies	<input type="checkbox"/>	<input type="checkbox"/>	<input type="checkbox"/>
Other	<input type="checkbox"/>	<input type="checkbox"/>	<input type="checkbox"/>
<i>Does not apply</i>	<input type="checkbox"/>	<input type="checkbox"/>	<input type="checkbox"/>

B-9.6 Select all SUBURBAN and/or TOWN settings where your teacher candidates typically complete their supervised clinical experience / student teaching placements.:

	Bachelors level	Post Bachelors level	Master level
Professional development schools	<input type="checkbox"/>	<input type="checkbox"/>	<input type="checkbox"/>
Lab schools	<input type="checkbox"/>	<input type="checkbox"/>	<input type="checkbox"/>
Low performing schools*	<input checked="" type="checkbox"/>	<input checked="" type="checkbox"/>	<input checked="" type="checkbox"/>
High performing schools*	<input checked="" type="checkbox"/>	<input checked="" type="checkbox"/>	<input checked="" type="checkbox"/>
Title I schools	<input checked="" type="checkbox"/>	<input checked="" type="checkbox"/>	<input checked="" type="checkbox"/>
Full-time residencies	<input type="checkbox"/>	<input type="checkbox"/>	<input type="checkbox"/>

Other	<input type="checkbox"/>	<input type="checkbox"/>	<input type="checkbox"/>
<i>Does not apply</i>	<input type="checkbox"/>	<input type="checkbox"/>	<input type="checkbox"/>

B-9.7 Select all RURAL settings where your teacher candidates typically complete their supervised clinical experience / student teaching placements.:

	Bachelors level	Post Bachelors level	Master level
Professional development schools	<input type="checkbox"/>	<input type="checkbox"/>	<input type="checkbox"/>
Lab schools	<input type="checkbox"/>	<input type="checkbox"/>	<input type="checkbox"/>
Low performing schools*	<input checked="" type="checkbox"/>	<input checked="" type="checkbox"/>	<input checked="" type="checkbox"/>
High performing schools*	<input checked="" type="checkbox"/>	<input checked="" type="checkbox"/>	<input checked="" type="checkbox"/>
Title I schools	<input checked="" type="checkbox"/>	<input checked="" type="checkbox"/>	<input checked="" type="checkbox"/>
Full-time residencies	<input type="checkbox"/>	<input type="checkbox"/>	<input type="checkbox"/>
Other	<input type="checkbox"/>	<input type="checkbox"/>	<input type="checkbox"/>
<i>Does not apply</i>	<input type="checkbox"/>	<input type="checkbox"/>	<input type="checkbox"/>

Comments:



Professional Education Data System

Institutional Report

Columbus State University (AACTE ID: 773)

Program Impact Data

B-10 Graduate placement and K-12 impact data

B-10.1 Did your institution track its new teacher graduates into their initial job placements during 2008-2009 academic year?:

- Yes
- Attempted to track them, but had no success obtaining information
- No, but planning to track them in the future
- No

B-10.2 If yes, for what percent of your graduates were placement data obtained?:

25.6

% of the new graduates' placement information was obtained

B-10.3 if graduate placement data were collected, the source was:

- Through self-reporting from the graduates

From the schools/school districts

From the state

Other

STEADY College

B-10.4 Did your institution receive P-12 student achievement data from the state?:

Yes

No

B-10.5 To help the institution assess the effectiveness of your graduates in their placements?:

Yes

No

B-10.6 To inform program improvement?:

Yes

No

B-10.7 For other purposes?:

Yes

No



We have not used the data yet

Comments: Sample size of data provided by the state is small. Graduate Survey N=20, Employer Survey N=37 ----- Total Initial Degrees 332 Total Mentoring of New Teachers